




# Auto 66 Club

Sat 7/Sun 8 July  
Cadwell Park



## NSSCC

### Timed Practice (R1TP) Results

BULLETIN NO: 5

ISSUED: 12.50

Subject to scrutineering & sporting investigations

Rnk	No.	Class	Rnk	Driver	Entry	Laps	Best Lap	In Lap	Mph	Gap	Interv.	2nd Best
1	16	A2	1	Jo Spencer	Stuart Taylor / Locosaki 1400	7	1:31.684	5	85.87			1:34.515
2	OO	A1	1	Andy Robinson	Ford Falcon / 5000	8	1:33.556	7	84.15	1.872	1.872	1:34.109
3	94	A1	2	Jon Woolfit	MK Indy Busa / 1400Turbo	7	1:33.737	6	83.99	2.053	0.181	1:34.394
4	44	A1	3	Mike Cutt	BMW M3 / 3200	9	1:34.025	7	83.73	2.341	0.288	1:34.432
5	95	A1	4	Paul Woolfitt	Lotus Elise / 1340	2	1:36.762	2	81.36	5.078	2.737	1:58.994
6	19	B1	1	Kirk Armitage	BMW M3 / 3000	8	1:38.496	2	79.93	6.812	1.734	1:38.864
7	12	A2	2	Scott Hubel	Peugeot 205T16R / 2000	7	1:39.695	5	78.97	8.011	1.199	1:40.494
8	2	A1	5	Jeff Wilson	Lotus Elise / 2500	5	1:40.325	5	78.47	8.641	0.630	1:47.957
9	60	B1	2	Stephen Craggs	Mazda MX5 / 1800	7	1:41.007	2	77.95	9.323	0.682	1:41.780
10	7	A2	3	Alan McPherson	MK Indy / 998	7	1:42.058	6	77.14	10.374	1.051	1:42.786
11	49	E1	1	Justin Cox	Caterham Super Grad / 1588	7	1:42.880	5	76.53	11.196	0.822	1:44.552
12	75	E2	1	Jordan Lowing	Westfield FW / 1000	4	1:43.186	4	76.30	11.502	0.306	2:19.021
13	5	A1	6	Neil Finnighan	Caterham R400 / 2300	7	1:44.101	7	75.63	12.417	0.915	1:44.440
14	6	B1	3	Oliver Smith	BMW M3 / 2990	7	1:44.197	2	75.56	12.513	0.096	1:44.961
15	90	D	1	Simon Sheridan	Honda Civic Type R / 1600	7	1:44.266	6	75.51	12.582	0.069	1:44.822
16	48	B1	4	Mike Williamson	Mitsubishi Evo 4 / 2000	7	1:45.941	5	74.31	14.257	1.675	1:47.376
17	30	B2	1	Paul Lightburn	BMW E36 / 2800	7	1:46.206	6	74.13	14.522	0.265	1:48.709
18	57	A1	7	Phil Jordan	Ginetta G50 GT4 / 3500	7	1:47.016	6	73.57	15.332	0.810	1:47.818
19	89	B1	5	Daniel Kell	Ford Sierra 4x4 / 1993T	7	1:47.131	7	73.49	15.447	0.115	1:51.271
20	33	D	2	Simon Baker	Ford Fiesta XR2 / Fiesta 1600	7	1:50.152	7	71.47	18.468	3.021	1:50.315
21	88	B2	2	Martin Whitehouse	BMW E46 / 2500	7	1:52.685	5	69.87	21.001	2.533	1:53.144
22	55	A2	4	Dan McKay	Ford Fiesta RS / 1600	2	1:53.014	1	69.66	21.330	0.329	2:07.772
23	46	B2	3	Ian Humpish	Ford Focus / 2300	7	1:53.758	6	69.21	22.074	0.744	1:54.460
24	62	B1	6	David Hewitson	Toyota Supra / 996	3	1:54.771	2	68.60	23.087	1.013	1:59.367
25	72	B1	7	Paul Audley	MGB GT / 3948	7	1:55.579	7	68.12	23.895	0.808	1:56.185
26	70	C	1	Eduardo De Sousa	Renault Clio / 2000	7	1:55.599	6	68.11	23.915	0.020	1:56.854
27	83	C	2	Lee Underwood	Honda Civic Type R / 1998	1	2:04.324	1	63.33	32.640	8.725	
28	97	A1	8	Andy Wilson	Holden Monaro / 7200	1	3:27.889	1	37.87	1:56.205	1:23.565	

\*\*\* Nos 75 & 97 Fit working transponder to be included in any future results\*\*\*

Start Time : 07/07 - 12:48:32

Best Lap : No.16 Jo Spencer

1:31.684 85.87 Mph

Weather : Slightly cloudy Air : 20°C Track : Dry

Timekeeper

*Dave Jones*

MSA Clerk .....

Posting Time :

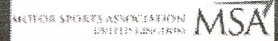

Cadwell Park (GB) 07-08/07/2018

Printed : 07/07/2018 - 13:18



# Auto 66 Club

Sat 7/Sun 8 July  
Cadwell Park



## A1, A2, E1 & E2

### Race 8 (R1HT1) Results

BULLETIN NO: 10

ISSUED: 16.50

Subject to scrutineering & sporting investigations

Rnk	No.	Class	Rnk	Driver	Entry	Laps	Time	Mph	Gap	Interv.	Best Lap	Mph	In Lap
1	16	A2	1	Jo Spencer	Stuart Taylor / Locosaki 1400	11	17:11.207	83.98			1:31.332	86.20	3
2	00	A1	1	Andy Robinson	Ford Falcon / 5000	11	17:27.928	82.64	16.721	16.721	1:33.635	84.08	3
3	44	A1	2	Mike Cutt	BMW M3 / 3200	11	17:34.462	82.13	23.255	6.534	1:34.545	83.27	8
4	94	A1	3	Jon Woolfit	MK Indy Busa / 1400Turbo	11	17:42.136	81.54	30.929	7.674	1:34.028	83.73	3
5	12	A2	2	Scott Hubel	Peugeot 205T16R / 2000	11	18:33.516	77.77	1:22.309	51.380	1:39.581	79.06	3
6	49	E1	1	Justin Cox	Caterham Super Grad / 1588	11	18:46.005	76.91	1:34.798	12.489	1:40.901	78.03	9
7	7	A2	3	Alan McPherson	MK Indy / 998	10	17:17.923	75.85	1 Lap	1 Lap	1:40.808	78.10	6
8	57	A1	4	Phil Jordan	Ginetta G50 GT4 / 3500	10	17:34.126	74.69	1 Lap	16.203	1:42.228	77.01	10
9	55	A2	4	Dan McKay	Ford Fiesta RS / 1600	10	17:40.546	74.23	1 Lap	6.420	1:43.983	75.71	10
10	5	A1	5	Neil Finnighan	Caterham R400 / 2300	10	17:49.938	73.58	1 Lap	9.392	1:43.109	76.36	10
<b>Not Classified</b>													
	75	E2		Jordan Lowing	Westfield FW / 1000	7	12:09.355	75.56	Retired		1:41.270	77.74	4
	97	A1		Andy Wilson	Holden Monaro / 7200	0			Retired				

Leaders : No.16 Jo Spencer (1-11)

Start Time : 07/07 - 16:25:11

Best Lap : No.16 Jo Spencer 1:31.332 86.20 Mph

Weather : Sunny Air : 22°C Track : Dry

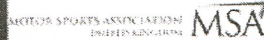

Previous Event Record : No.16 Jo Spencer 1:31.684 85.87 Mph

Timekeeper <i>Dave Jones</i>	MSA Clerk .....	Posting Time :
------------------------------	-----------------	----------------



# Auto 66 Club

Sat 7/Sun 8 July  
Cadwell Park



## B1, B2, C & D

### Race 14 (R1HT1) Results

BULLETIN NO: 13

ISSUED AT 11:04

Subject to scrutineering & sporting investigations

Rnk	No.	Class	Rnk	Driver	Entry	Laps	Time	Mph	Gap	Interv.	Best Lap	Mph	In Lap
1	19	B1	1	Kirk Armitage	BMW M3 / 3000	10	16:47.163	78.17			1:38.389	80.02	2
2	60	B1	2	Stephen Craggs	Mazda MX5 / 1800	10	17:06.864	76.67	19.701	19.701	1:40.797	78.11	3
3	48	B1	3	Mike Williamson	Mitsubishi Evo 4 / 2000	10	17:28.590	75.08	41.427	21.726	1:42.783	76.60	4
4	6	B1	4	Oliver Smith	BMW M3 / 2990	10	17:37.338	74.46	50.175	8.748	1:44.200	75.56	2
5	90	D	1	Simon Sheridan	Honda Civic Type R / 1600	10	17:47.572	73.75	1:00.409	10.234	1:44.514	75.33	3
6	30	B2	1	Paul Lightburn	BMW E36 / 2800	10	17:50.006	73.58	1:02.843	2.434	1:44.799	75.12	9
7	83	C	1	Lee Underwood	Honda Civic Type R / 1998	10	18:01.494	72.80	1:14.331	11.488	1:45.297	74.77	6
8	89	B1	5	Daniel Kell	Ford Sierra 4x4 / 1993T	10	18:04.026	72.63	1:16.863	2.532	1:46.385	74.00	8
9	88	B2	2	Martin Whitehouse	BMW E46 / 2500	9	17:03.385	69.24	1 Lap	1 Lap	1:50.866	71.01	2
10	46	B2	3	Ian Humpish	BMW E36 / 3000	9	17:22.898	67.94	1 Lap	19.513	1:52.826	69.78	3
11	70	C	2	Eduardo De Sousa	Renault Clio / 2000	9	17:24.710	67.82	1 Lap	1.812	1:53.338	69.46	5
12	33	D	2	Simon Baker	Ford Fiesta XR2 / Fiesta 1600	9	17:34.428	67.20	1 Lap	9.718	1:48.240	72.74	5
13	72	B1	6	Paul Audley	MGB GT / 3948	9	17:46.928	66.41	1 Lap	12.500	1:53.350	69.46	3

#### Not Classified

62	B1		David Hewitson	Toyota Supra / 996	7	13:32.332	67.84	Retired			1:52.284	70.12	5
----	----	--	----------------	--------------------	---	-----------	-------	---------	--	--	----------	-------	---

\*\*\* No Transponder - No 83 - Please fit before next race\*\*\*

Leaders : No.19 Kirk Armitage (1-10)

Start Time : 08/07 - 10:42:24 / Flag Time : 10:59:11 / End Time : 11:00:28

Best Lap : No.19 Kirk Armitage

1:38.389 80.02 Mph

Weather : Sunny Air : 20°C Track : Dry

Timekeeper

Posting Time :

Cadwell Park (GB) 07-08/07/2018

Printed : 08/07/2018 - 11:02

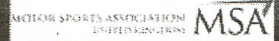
Sports Timing Services

Apex Timing



# Auto 66 Club

Sat 7/Sun 8 July  
Cadwell Park



## A1, A2, E1 & E2

### Race 8 - SUNDAY (R2HT1) Starting Grid

BULLETIN NO: 12

ISSUED: 10.03

Subject to scrutineering & sporting investigations

14	<b>83</b> Lee Underwood Honda Civic Type R / 1998	2:04.324	<b>70</b> Eduardo De Sousa Renault Clio / 2000	1:55.599
13	<b>72</b> Paul Audley MGB GT / 3948	1:55.579	<b>62</b> David Hewitson Toyota Supra / 996	1:54.771
12	<b>46</b> Ian Humpish Ford Focus / 2300	1:53.758	<b>88</b> Martin Whitehouse BMW E46 / 2500	1:52.685
11	<b>33</b> Simon Baker Ford Fiesta XR2 / Fiesta 1600	1:50.152	<b>89</b> Daniel Kell Ford Sierra 4x4 / 1993T	1:47.131
10	<b>30</b> Paul Lightburn BMW E36 / 2800	1:46.206	<b>48</b> Mike Williamson Mitsubishi Evo 4 / 2000	1:45.941
9	<b>90</b> Simon Sheridan Honda Civic Type R / 1600	1:44.266	<b>6</b> Oliver Smith BMW M3 / 2990	1:44.197
8	<b>60</b> Stephen Craggs Mazda MX5 / 1800	1:41.007	<b>19</b> Kirk Armitage BMW M3 / 3000	1:38.496
7				
6	<b>55</b> Dan McKay Ford Fiesta RS / 1600	1:53.014	<b>57</b> Phil Jordan Ginetta G50 GT4 / 3500	1:47.016
5	<b>5</b> Neil Finnigan Caterham R400 / 2300	1:44.101	<b>75</b> Jordan Lowing Westfield FW / 1000	1:43.186
4	<b>49</b> Justin Cox Caterham Super Grad / 1588	1:42.880	<b>7</b> Alan McPherson MK Indy / 998	1:42.058
3	<b>12</b> Scott Hubel Peugeot 205T16R / 2000	1:39.695	<b>97</b> Andy Wilson Holden Monaro / 7200	1:37.440
2	<b>44</b> Mike Cutt BMW M3 / 3200	1:34.025	<b>94</b> Jon Woolfit MK Indy Busa / 1400Turbo	1:33.737
1	<b>00</b> Andy Robinson Ford Falcon / 5000	1:33.556	<b>16</b> Jo Spencer Stuart Taylor / Locosaki 1400	1:31.684

POLE POSITION

Start : 08/07 - 13:20 Duration : 15:00 + 1 Laps

Timekeeper *Dave Jones*



MSA Clerk .....

Posting Time :



# Auto 66 Club

Sat 7/Sun 8 July  
Cadwell Park



## NSSCC

### Race 8 (R2HT1) Results

BULLETIN NO: 14

ISSUED: 14/40

Subject to scrutineering & sporting investigations

Rnk	No.	Class	Rnk	Driver	Entry	Laps	Time	Mph	Gap	Interv.	Best Lap	Mph	In Lap	
1	16	A2	1	Jo Spencer	Stuart Taylor / Locosaki 1400	11	17:24.024	82.95			1:31.351	86.18	3	
2	OO	A1	1	Andy Robinson	Ford Falcon / 5000	11	17:31.343	82.37	7.319	7.319	1:33.951	83.80	8	
3	▲1	44	A1	2	Mike Cutt	BMW M3 / 3200	11	17:38.336	81.83	14.312	6.993	1:34.424	83.38	7
4	▲2	12	A2	2	Scott Hubel	Peugeot 205T16R / 2000	11	18:19.630	78.76	55.606	41.294	1:38.512	79.92	9
5	▲8	19	B1	1	Kirk Armitage	BMW M3 / 3000	11	18:21.811	78.60	57.787	2.181	1:38.337	80.06	9
6	▲1	7	A2	3	Alan McPherson	MK Indy / 998	11	18:42.436	77.16	1:18.412	20.625	1:40.413	78.41	7
7	▲7	60	B1	2	Stephen Craggs	Mazda MX5 / 1800	11	19:00.644	75.92	1:36.620	18.208	1:40.708	78.18	8
8	▲2	5	A1	3	Neil Finnigan	Caterham R400 / 2300	11	19:02.025	75.83	1:38.001	1.381	1:41.792	77.34	11
9	▼1	49	E1	1	Justin Cox	Caterham Super Grad / 1588	11	19:03.259	75.75	1:39.235	1.234	1:41.743	77.38	6
10	▲5	6	B1	3	Oliver Smith	BMW M3 / 2990	10	17:29.269	75.03	1 Lap	1 Lap	1:43.265	76.24	8
11	▼2	75	E2	1	Jordan Lowing	Westfield FW / 1000	10	17:33.758	74.71	1 Lap	4.489	1:42.046	77.15	4
12	==	55	A2	4	Dan McKay	Ford Fiesta RS / 1600	10	17:33.862	74.71	1 Lap	0.104	1:43.657	75.95	2
13	▲4	48	B1	4	Mike Williamson	Mitsubishi Evo 4 / 2000	10	17:47.472	73.75	1 Lap	13.610	1:43.822	75.83	3
14	▲2	90	D	1	Simon Sheridan	Honda Civic Type R / 1600	10	17:49.032	73.65	1 Lap	1.560	1:45.140	74.88	7
15	▲11	83	C	1	Lee Underwood	Honda Civic Type R / 1998	10	17:52.161	73.43	1 Lap	3.129	1:44.382	75.42	8
16	▲2	30	B2	1	Paul Lightburn	BMW E36 / 2800	10	18:07.380	72.40	1 Lap	15.219	1:46.094	74.21	10
17	▲3	33	D	2	Simon Baker	Ford Fiesta XR2 / Fiesta 1600	10	18:09.693	72.25	1 Lap	2.313	1:46.510	73.92	3
18	▲1	89	B1	5	Daniel Kell	Ford Sierra 4x4 / 1993T	10	18:25.926	71.19	1 Lap	16.233	1:46.837	73.69	7
19	▲3	46	B2	2	Ian Humpish	Ford Focus / 2300	10	19:12.726	68.30	1 Lap	46.800	1:51.987	70.30	10
20	▲1	88	B2	3	Martin Whitehouse	BMW E46 / 2500	10	19:13.948	68.23	1 Lap	1.222	1:51.534	70.59	10
21	▲4	70	C	2	Eduardo De Sousa	Renault Clio / 2000	10	19:18.431	67.96	1 Lap	4.483	1:52.223	70.15	8
22	▲2	72	B1	6	Paul Audley	MGB GT / 3948	10	19:26.092	67.52	1 Lap	7.661	1:52.240	70.14	7
<b>Not Classified</b>														
	62	B1		David Hewitson	Toyota Supra / 996	4	7:49.689	67.05	Retired		1:52.554	69.95	3	
	94	A1		Jon Woolfit	MK Indy Busa / 1400Turbo	2	3:18.095	79.49	Retired		1:36.622	81.48	2	
	57	A1		Phil Jordan	Ginetta G50 GT4 / 3500	1	2:00.327	65.43	Retired		1:54.330	68.86	1	

Leaders : No.16 Jo Spencer (1-11)

Start Time : 08/07 - 14:09:16 / Flag Time : 14:26:40 / End Time : 14:28:42

Best Lap : No.16 Jo Spencer

1:31.351 86.18 Mph

Weather : Sunny Air : 20°C Track : Dry

Event Record : No.16 Jo Spencer

1:31.332 86.20 Mph

Timekeeper *Dave Jones*

MSA Clerk .....

Posting Time :