



NORTHERN SALOON & SPORTS CAR CHAMPIONSHIP



CMMC Classic and Modern Festival
Mallory Park
23rd / 24th May 2026



SPORTS TIMING

TIMING SOLUTIONS LTD

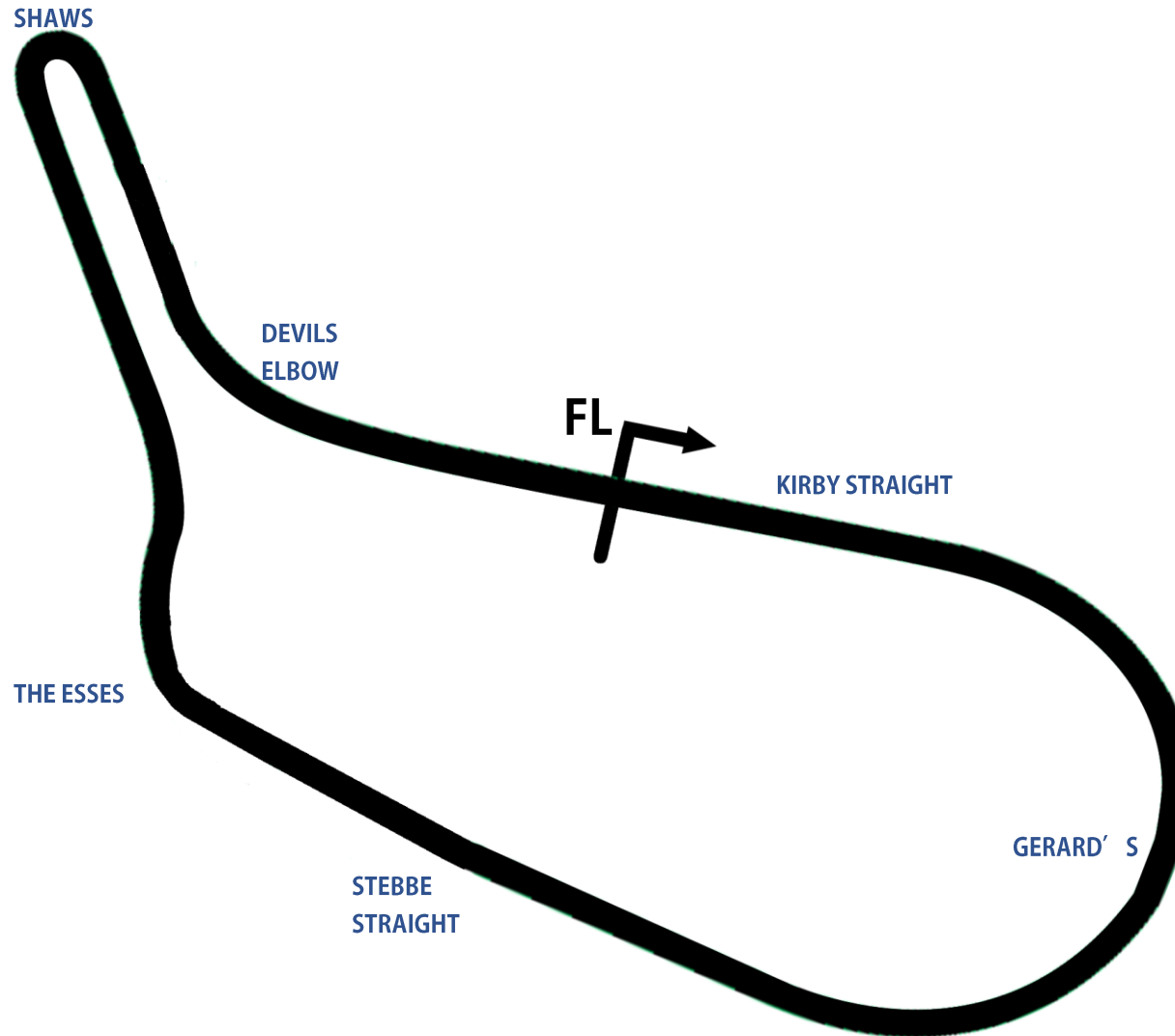
Timing & Results Provided by Timing Solutions Ltd

www.tsl-timing.com



Mallory Park Circuit

Kirby Mallory, Leicestershire, UK



| | | |
|--------|-----------------------------------|-----------|
| Length | 1.3900 miles 2.237 km 2237.0m | |
| FL | 52.59867 N | 1.33695 W |

Classic and Modern Motorsport Festival - Mallory Park - 23/24 May 2026

DDMC Northern Saloon & Sports Car Championship

QUALIFYING - RACE 7 - CLASSIFICATION

| POS | NO | CL | PIC | NAME | ENTRY | TIME | ON | LAPS | GAP | DIFF | MPH |
|-----|-----|----|-----|-------------------|------------------------|----------|----|------|--------|-------|-------|
| 1 | 49 | B | 1 | Mike WILLIAMSON | Mitsubishi EVO 4 | 49.909 | 9 | 16 | | | 97.37 |
| 2 | 12 | A2 | 1 | Scott HUBEL | Peugeot 205T16R | 51.380 | 9 | 13 | 1.471 | 1.471 | 94.58 |
| 3 | 13 | B | 2 | Alex PRENTICE | VW Golf | 51.421 | 13 | 15 | 1.512 | 0.041 | 94.51 |
| 4 | 1 | C | 1 | Stevie McNAB | Honda Civic Type R | 52.167 | 11 | 11 | 2.258 | 0.746 | 93.16 |
| 5 | 18 | E | 1 | Damien McKAY | Westfield FW Fireblade | 52.180 | 9 | 10 | 2.271 | 0.013 | 93.13 |
| 6 | 312 | B | 3 | Dave TODD | Subaru Imprezza | 52.498 | 4 | 15 | 2.589 | 0.318 | 92.57 |
| 7 | 76 | A1 | 1 | Colin SIMPSON | Marcus Mantis | 53.771 | 7 | 9 | 3.862 | 1.273 | 90.38 |
| 8 | 123 | C | 2 | Stephen REECE | Lotus Elise | 53.943 | 10 | 11 | 4.034 | 0.172 | 90.09 |
| 9 | 77 | B | 4 | Chris REECE | BMW 135M | 54.526 | 10 | 15 | 4.617 | 0.583 | 89.13 |
| 10 | 7 | A2 | 2 | Alan McPHERSON | MK Indy RR | 54.538 | 6 | 11 | 4.629 | 0.012 | 89.11 |
| 11 | 57 | C | 3 | Phil JORDAN | Honda Civic Type R | 55.494 | 10 | 11 | 5.585 | 0.956 | 87.57 |
| 12 | 53 | M | 1 | Stephen REED | Mazda MX5 | 58.890 | 10 | 12 | 8.981 | 3.396 | 82.52 |
| 13 | 101 | C | 4 | Stewart MIDDLETON | Honda Civic Type R | 59.843 | 1 | 3 | 9.934 | 0.953 | 81.21 |
| 14 | 6 | D | 1 | Harry PRICE | BMW Mini Cooper R56 | 1:01.396 | 12 | 13 | 11.487 | 1.553 | 79.15 |
| 15 | 25 | B | 5 | John ARMSTRONG | Porsche 924 | 1:01.613 | 12 | 13 | 11.704 | 0.217 | 78.87 |
| 16 | 81 | B | 6 | Michael BOAK | VW Golf | | | 0 | | | |

Weather / Track : Bright / Dry

These results are provisional until the conclusion of any judicial and technical matters.

Date: 23/05/2026 Start: 11:37 Finish: 11:52

Mallory Park: 1.3500 miles

Clerk Of Course:

Timekeeper: Peter Knight



Classic and Modern Motorsport Festival - Mallory Park - 23/24 May 2026

DDMC Northern Saloon & Sports Car Championship

QUALIFYING - RACE 7 - 2ND FASTEST CLASSIFICATION

| POS | NO | CL | PIC | NAME | ENTRY | TIME | ON | LAPS | GAP | DIFF | MPH |
|-----|-----|----|-----|-------------------|------------------------|----------|----|------|--------|--------|-------|
| 1 | 49 | B | 1 | Mike WILLIAMSON | Mitsubishi EVO 4 | 50.503 | 7 | 16 | | | 96.23 |
| 2 | 12 | A2 | 1 | Scott HUBEL | Peugeot 205T16R | 51.440 | 12 | 13 | 0.937 | 0.937 | 94.47 |
| 3 | 312 | B | 2 | Dave TODD | Subaru Imprezza | 52.619 | 11 | 15 | 2.116 | 1.179 | 92.36 |
| 4 | 18 | E | 1 | Damien McKAY | Westfield FW Fireblade | 52.694 | 8 | 10 | 2.191 | 0.075 | 92.23 |
| 5 | 13 | B | 3 | Alex PRENTICE | VW Golf | 52.722 | 12 | 15 | 2.219 | 0.028 | 92.18 |
| 6 | 1 | C | 1 | Stevie McNAB | Honda Civic Type R | 52.881 | 10 | 11 | 2.378 | 0.159 | 91.90 |
| 7 | 76 | A1 | 1 | Colin SIMPSON | Marcus Mantis | 53.865 | 8 | 9 | 3.362 | 0.984 | 90.22 |
| 8 | 123 | C | 2 | Stephen REECE | Lotus Elise | 53.965 | 6 | 11 | 3.462 | 0.100 | 90.05 |
| 9 | 77 | B | 4 | Chris REECE | BMW 135M | 54.938 | 11 | 15 | 4.435 | 0.973 | 88.46 |
| 10 | 7 | A2 | 2 | Alan McPHERSON | MK Indy RR | 54.941 | 10 | 11 | 4.438 | 0.003 | 88.45 |
| 11 | 57 | C | 3 | Phil JORDAN | Honda Civic Type R | 56.080 | 9 | 11 | 5.577 | 1.139 | 86.66 |
| 12 | 53 | M | 1 | Stephen REED | Mazda MX5 | 59.085 | 9 | 12 | 8.582 | 3.005 | 82.25 |
| 13 | 25 | B | 5 | John ARMSTRONG | Porsche 924 | 1:01.627 | 8 | 13 | 11.124 | 2.542 | 78.86 |
| 14 | 6 | D | 1 | Harry PRICE | BMW Mini Cooper R56 | 1:01.808 | 10 | 13 | 11.305 | 0.181 | 78.63 |
| 15 | 101 | C | 4 | Stewart MIDDLETON | Honda Civic Type R | 1:12.059 | 3 | 3 | 21.556 | 10.251 | 67.44 |
| 16 | 81 | B | 6 | Michael BOAK | VW Golf | | | 0 | | | |

Weather / Track : Bright / Dry

These results are provisional until the conclusion of any judicial and technical matters.

Date: 23/05/2026 Start: 11:37 Finish: 11:52

Mallory Park: 1.3500 miles

Clerk Of Course:

Timekeeper: Peter Knight



Classic and Modern Motorsport Festival - Mallory Park - 23/24 May 2026

DDMC Northern Saloon & Sports Car Championship

QUALIFYING - RACE 7 - LAP ANALYSIS

DIFF = Difference To Personal Best Lap, P = In Pit Lane, D = Time Disallowed

| P1 49 Mike WILLIAMSON | | | | |
|-----------------------|-------------------|--------------|--------|---------------------|
| LAP | LAP TIME | MPH | DIFF | TIME OF DAY |
| 1 - | 56.063 | 86.68 | 6.154 | 11:39:52.790 |
| 2 - | 53.274 | 91.22 | 3.365 | 11:40:46.064 |
| 3 - | 52.848 | 91.96 | 2.939 | 11:41:38.912 |
| 4 - | 1:00.128 | 80.82 | 10.219 | 11:42:39.040 |
| 5 - | 52.986 | 91.72 | 3.077 | 11:43:32.026 |
| 6 - | 51.824 | 93.77 | 1.915 | 11:44:23.850 |
| 7 - | 50.503 (2) | 96.23 | 0.594 | 11:45:14.353 |
| 8 - | 50.510 (3) | 96.21 | 0.601 | 11:46:04.863 |
| 9 - | 49.909 (1) | 97.37 | | 11:46:54.772 |
| 10 - | 51.125 | 95.06 | 1.216 | 11:47:45.897 |
| 11 - | 51.794 | 93.83 | 1.885 | 11:48:37.691 |
| 12 - | 50.757 | 95.75 | 0.848 | 11:49:28.448 |
| 13 - | 51.346 | 94.65 | 1.437 | 11:50:19.794 |
| 14 - | 50.758 | 95.74 | 0.849 | 11:51:10.552 |
| 15 - | 1:03.118 | 76.99 | 13.209 | 11:52:13.670 |
| 16 - | 56.975 | 85.30 | 7.066 | 11:53:10.645 |

| P2 12 Scott HUBEL | | | | |
|-------------------|-------------------|--------------|--------|---------------------|
| LAP | LAP TIME | MPH | DIFF | TIME OF DAY |
| 1 - | 54.951 | 88.44 | 3.571 | 11:40:08.060 |
| 2 - | 53.163 | 91.41 | 1.783 | 11:41:01.223 |
| 3 - | 51.761 | 93.89 | 0.381 | 11:41:52.984 |
| 4 - | 52.452 | 92.65 | 1.072 | 11:42:45.436 |
| 5 - | 52.794 | 92.05 | 1.414 | 11:43:38.230 |
| 6 - | 58.178 | 83.53 | 6.798 | 11:44:36.408 |
| 7 - | 51.738 (3) | 93.93 | 0.358 | 11:45:28.146 |
| 8 - | 53.161 | 91.42 | 1.781 | 11:46:21.307 |
| 9 - | 51.380 (1) | 94.58 | | 11:47:12.687 |
| 10 - | 1:01.765 | 78.68 | 10.385 | 11:48:14.452 |
| 11 - | 1:00.101 | 80.86 | 8.721 | 11:49:14.553 |
| 12 - | 51.440 (2) | 94.47 | 0.060 | 11:50:05.993 |
| 13 - | 1:02.779 | 77.41 | 11.399 | 11:51:08.772 |

| P3 13 Alex PRENTICE | | | | |
|---------------------|-------------------|--------------|--------|---------------------|
| LAP | LAP TIME | MPH | DIFF | TIME OF DAY |
| 1 - | 56.726 | 85.67 | 5.305 | 11:40:00.071 |
| 2 - | 55.377 | 87.76 | 3.956 | 11:40:55.448 |
| 3 - | 53.806 | 90.32 | 2.385 | 11:41:49.254 |
| 4 - | 53.657 | 90.57 | 2.236 | 11:42:42.911 |
| 5 - | 55.034 | 88.30 | 3.613 | 11:43:37.945 |
| 6 - | 55.792 | 87.10 | 4.371 | 11:44:33.737 |
| 7 - | 53.651 | 90.58 | 2.230 | 11:45:27.388 |
| 8 - | 1:01.789 | 78.65 | 10.368 | 11:46:29.177 |
| 9 - | 52.745 (3) | 92.14 | 1.324 | 11:47:21.922 |
| 10 - | 55.953 | 86.85 | 4.532 | 11:48:17.875 |
| 11 - | 59.691 | 81.41 | 8.270 | 11:49:17.566 |
| 12 - | 52.722 (2) | 92.18 | 1.301 | 11:50:10.288 |
| 13 - | 51.421 (1) | 94.51 | | 11:51:01.709 |
| 14 - | 1:05.405 | 74.30 | 13.984 | 11:52:07.114 |
| 15 - | 53.753 | 90.41 | 2.332 | 11:53:00.867 |

| P4 1 Stevie McNAB | | | | |
|-------------------|------------|-------|----------|--------------|
| LAP | LAP TIME | MPH | DIFF | TIME OF DAY |
| 1 - | 59.697 | 81.41 | 7.530 | 11:40:20.357 |
| 2 - | 1:15.498 | 64.37 | 23.331 | 11:41:35.855 |
| 3 - | 4:14.956 | 19.06 | 3:22.789 | 11:45:50.811 |
| 4 - | 55.183 | 88.07 | 3.016 | 11:46:45.994 |
| 5 - | 53.978 | 90.03 | 1.811 | 11:47:39.972 |
| 6 - | 53.050 (3) | 91.61 | 0.883 | 11:48:33.022 |
| 7 - | 53.324 | 91.14 | 1.157 | 11:49:26.346 |

DIFF = Difference To Personal Best Lap, P = In Pit Lane, D = Time Disallowed

| | | | | |
|------|-------------------|--------------|-------|---------------------|
| 8 - | 1:01.669 | 78.80 | 9.502 | 11:50:28.015 |
| 9 - | 53.082 | 91.55 | 0.915 | 11:51:21.097 |
| 10 - | 52.881 (2) | 91.90 | 0.714 | 11:52:13.978 |
| 11 - | 52.167 (1) | 93.16 | | 11:53:06.145 |

| P5 18 Damien McKAY | | | | |
|--------------------|-------------------|--------------|-------|---------------------|
| LAP | LAP TIME | MPH | DIFF | TIME OF DAY |
| 1 - | 54.809 | 88.67 | 2.629 | 11:39:50.144 |
| 2 - | 53.470 | 90.89 | 1.290 | 11:40:43.614 |
| 3 - | 54.667 | 88.90 | 2.487 | 11:41:38.281 |
| 4 - | 57.299 | 84.81 | 5.119 | 11:42:35.580 |
| 5 - | 54.753 | 88.76 | 2.573 | 11:43:30.333 |
| 6 - | 55.375 | 87.76 | 3.195 | 11:44:25.708 |
| 7 - | 53.040 (3) | 91.62 | 0.860 | 11:45:18.748 |
| 8 - | 52.694 (2) | 92.23 | 0.514 | 11:46:11.442 |
| 9 - | 52.180 (1) | 93.13 | | 11:47:03.622 |
| 10 - | 1:01.376 | 79.18 | 9.196 | 11:48:04.998 |

| P6 312 Dave TODD | | | | |
|------------------|-------------------|--------------|--------|---------------------|
| LAP | LAP TIME | MPH | DIFF | TIME OF DAY |
| 1 - | 56.140 | 86.56 | 3.642 | 11:40:11.178 |
| 2 - | 53.653 | 90.58 | 1.155 | 11:41:04.831 |
| 3 - | 52.951 | 91.78 | 0.453 | 11:41:57.782 |
| 4 - | 52.498 (1) | 92.57 | | 11:42:50.280 |
| 5 - | 54.814 | 88.66 | 2.316 | 11:43:45.094 |
| 6 - | 53.086 | 91.54 | 0.588 | 11:44:38.180 |
| 7 - | 52.928 (3) | 91.82 | 0.430 | 11:45:31.108 |
| 8 - | 54.414 | 89.31 | 1.916 | 11:46:25.522 |
| 9 - | 53.961 | 90.06 | 1.463 | 11:47:19.483 |
| 10 - | 52.940 | 91.80 | 0.442 | 11:48:12.423 |
| 11 - | 52.619 (2) | 92.36 | 0.121 | 11:49:05.042 |
| 12 - | 58.043 | 83.73 | 5.545 | 11:50:03.085 |
| 13 - | 54.304 | 89.49 | 1.806 | 11:50:57.389 |
| 14 - | 1:01.777 | 78.67 | 9.279 | 11:51:59.166 |
| 15 - | 1:05.614 | 74.06 | 13.116 | 11:53:04.780 |

| P7 76 Colin SIMPSON | | | | |
|---------------------|-------------------|--------------|--------|---------------------|
| LAP | LAP TIME | MPH | DIFF | TIME OF DAY |
| 1 - | 57.138 | 85.05 | 3.367 | 11:40:38.675 |
| 2 - | 58.945 | 82.44 | 5.174 | 11:41:37.620 |
| 3 - | 56.423 | 86.13 | 2.652 | 11:42:34.043 |
| 4 - | 57.664 | 84.28 | 3.893 | 11:43:31.707 |
| 5 - | 56.444 | 86.10 | 2.673 | 11:44:28.151 |
| 6 - | 54.138 (3) | 89.77 | 0.367 | 11:45:22.289 |
| 7 - | 53.771 (1) | 90.38 | | 11:46:16.060 |
| 8 - | 53.865 (2) | 90.22 | 0.094 | 11:47:09.925 |
| 9 - | 1:06.453 | 73.13 | 12.682 | 11:48:16.378 |

| P8 123 Stephen REECE | | | | |
|----------------------|-------------------|--------------|--------|---------------------|
| LAP | LAP TIME | MPH | DIFF | TIME OF DAY |
| 1 - | 57.335 | 84.76 | 3.392 | 11:40:08.544 |
| 2 - | 57.546 | 84.45 | 3.603 | 11:41:06.090 |
| 3 - | 55.028 | 88.31 | 1.085 | 11:42:01.118 |
| 4 - | 55.526 | 87.52 | 1.583 | 11:42:56.644 |
| 5 - | 54.168 (3) | 89.72 | 0.225 | 11:43:50.812 |
| 6 - | 53.965 (2) | 90.05 | 0.022 | 11:44:44.777 |
| 7 - | 55.328 | 87.83 | 1.385 | 11:45:40.105 |
| 8 - | 54.794 | 88.69 | 0.851 | 11:46:34.899 |
| 9 - | 54.569 | 89.06 | 0.626 | 11:47:29.468 |
| 10 - | 53.943 (1) | 90.09 | | 11:48:23.411 |
| 11 - | 1:11.035 | 68.41 | 17.092 | 11:49:34.446 |

Classic and Modern Motorsport Festival - Mallory Park - 23/24 May 2026

DDMC Northern Saloon & Sports Car Championship

QUALIFYING - RACE 7 - LAP ANALYSIS

DIFF = Difference To Personal Best Lap, P = In Pit Lane, D = Time Disallowed

| P9 77 Chris REECE | | | | |
|-------------------|-------------------|--------------|-------|---------------------|
| LAP | LAP TIME | MPH | DIFF | TIME OF DAY |
| 1 - | 56.688 | 85.73 | 2.162 | 11:39:54.246 |
| 2 - | 56.126 | 86.59 | 1.600 | 11:40:50.372 |
| 3 - | 54.991 (3) | 88.37 | 0.465 | 11:41:45.363 |
| 4 - | 56.838 | 85.50 | 2.312 | 11:42:42.201 |
| 5 - | 55.876 | 86.97 | 1.350 | 11:43:38.077 |
| 6 - | 55.725 | 87.21 | 1.199 | 11:44:33.802 |
| 7 - | 55.899 | 86.94 | 1.373 | 11:45:29.701 |
| 8 - | 55.232 | 87.99 | 0.706 | 11:46:24.933 |
| 9 - | 55.518 | 87.53 | 0.992 | 11:47:20.451 |
| 10 - | 54.526 (1) | 89.13 | | 11:48:14.977 |
| 11 - | 54.938 (2) | 88.46 | 0.412 | 11:49:09.915 |
| 12 - | 55.170 | 88.09 | 0.644 | 11:50:05.085 |
| 13 - | 55.406 | 87.71 | 0.880 | 11:51:00.491 |
| 14 - | 56.400 | 86.17 | 1.874 | 11:51:56.891 |
| 15 - | 56.453 | 86.08 | 1.927 | 11:52:53.344 |

| P10 7 Alan McPHERSON | | | | |
|----------------------|-------------------|--------------|-------|---------------------|
| LAP | LAP TIME | MPH | DIFF | TIME OF DAY |
| 1 - | 1:03.013 | 77.12 | 8.475 | 11:40:29.462 |
| 2 - | 58.452 | 83.14 | 3.914 | 11:41:27.914 |
| 3 - | 58.006 | 83.78 | 3.468 | 11:42:25.920 |
| 4 - | 55.927 | 86.89 | 1.389 | 11:43:21.847 |
| 5 - | 55.141 | 88.13 | 0.603 | 11:44:16.988 |
| 6 - | 54.538 (1) | 89.11 | | 11:45:11.526 |
| 7 - | 56.137 | 86.57 | 1.599 | 11:46:07.663 |
| 8 - | 55.077 | 88.24 | 0.539 | 11:47:02.740 |
| 9 - | 55.231 | 87.99 | 0.693 | 11:47:57.971 |
| 10 - | 54.941 (2) | 88.45 | 0.403 | 11:48:52.912 |
| 11 - | 55.001 (3) | 88.36 | 0.463 | 11:49:47.913 |

| P11 57 Phil JORDAN | | | | |
|--------------------|-------------------|--------------|----------|---------------------|
| LAP | LAP TIME | MPH | DIFF | TIME OF DAY |
| 1 - | 59.113 | 82.21 | 3.619 | 11:40:37.138 |
| 2 - | 1:00.461 | 80.38 | 4.967 | 11:41:37.599 |
| 3 - | 59.418 | 81.79 | 3.924 | 11:42:37.017 |
| 4 - | 57.166 | 85.01 | 1.672 | 11:43:34.183 |
| 5 - | 56.651 | 85.78 | 1.157 | 11:44:30.834 |
| 6 - | 56.117 (3) | 86.60 | 0.623 | 11:45:26.951 |
| 7 - | 1:08.621 | 70.82 | 13.127 | 11:46:35.572 |
| 8 - | 3:00.900 | 26.86 | 2:05.406 | 11:49:36.472 |
| 9 - | 56.080 (2) | 86.66 | 0.586 | 11:50:32.552 |
| 10 - | 55.494 (1) | 87.57 | | 11:51:28.046 |
| 11 - | 1:04.395 | 75.47 | 8.901 | 11:52:32.441 |

| P12 53 Stephen REED | | | | |
|---------------------|-------------------|--------------|-------|---------------------|
| LAP | LAP TIME | MPH | DIFF | TIME OF DAY |
| 1 - | 1:01.296 | 79.28 | 2.406 | 11:40:36.333 |
| 2 - | 1:03.989 | 75.95 | 5.099 | 11:41:40.322 |
| 3 - | 1:08.627 | 70.81 | 9.737 | 11:42:48.949 |
| 4 - | 59.576 | 81.57 | 0.686 | 11:43:48.525 |
| 5 - | 59.370 | 81.85 | 0.480 | 11:44:47.895 |
| 6 - | 59.295 (3) | 81.96 | 0.405 | 11:45:47.190 |
| 7 - | 1:01.007 | 79.66 | 2.117 | 11:46:48.197 |
| 8 - | 59.413 | 81.80 | 0.523 | 11:47:47.610 |
| 9 - | 59.085 (2) | 82.25 | 0.195 | 11:48:46.695 |
| 10 - | 58.890 (1) | 82.52 | | 11:49:45.585 |
| 11 - | 59.861 | 81.18 | 0.971 | 11:50:45.446 |
| 12 - | 59.769 | 81.31 | 0.879 | 11:51:45.215 |

DIFF = Difference To Personal Best Lap, P = In Pit Lane, D = Time Disallowed

| P13 101 Stewart MIDDLETON | | | | |
|---------------------------|-------------------|--------------|--------|---------------------|
| LAP | LAP TIME | MPH | DIFF | TIME OF DAY |
| 1 - | 59.843 (1) | 81.21 | | 11:40:32.822 |
| 2 - | 1:15.823 (3) | 64.09 | 15.980 | 11:41:48.645 |
| 3 - | 1:12.059 (2) | 67.44 | 12.216 | 11:43:00.704 |

| P14 6 Harry PRICE | | | | |
|-------------------|---------------------|--------------|-------|---------------------|
| LAP | LAP TIME | MPH | DIFF | TIME OF DAY |
| 1 - | 1:05.406 | 74.30 | 4.010 | 11:40:18.023 |
| 2 - | 1:03.565 | 76.45 | 2.169 | 11:41:21.588 |
| 3 - | 1:02.287 | 78.02 | 0.891 | 11:42:23.875 |
| 4 - | 1:02.058 | 78.31 | 0.662 | 11:43:25.933 |
| 5 - | 1:05.476 | 74.22 | 4.080 | 11:44:31.409 |
| 6 - | 1:03.760 | 76.22 | 2.364 | 11:45:35.169 |
| 7 - | 1:02.217 | 78.11 | 0.821 | 11:46:37.386 |
| 8 - | 1:02.150 | 78.19 | 0.754 | 11:47:39.536 |
| 9 - | 1:02.409 | 77.87 | 1.013 | 11:48:41.945 |
| 10 - | 1:01.808 (2) | 78.63 | 0.412 | 11:49:43.753 |
| 11 - | 1:04.277 | 75.61 | 2.881 | 11:50:48.030 |
| 12 - | 1:01.396 (1) | 79.15 | | 11:51:49.426 |
| 13 - | 1:02.052 (3) | 78.32 | 0.656 | 11:52:51.478 |

| P15 25 John ARMSTRONG | | | | |
|-----------------------|---------------------|--------------|-------|---------------------|
| LAP | LAP TIME | MPH | DIFF | TIME OF DAY |
| 1 - | 1:06.329 | 73.27 | 4.716 | 11:40:17.007 |
| 2 - | 1:09.204 | 70.22 | 7.591 | 11:41:26.211 |
| 3 - | 1:05.778 | 73.88 | 4.165 | 11:42:31.989 |
| 4 - | 1:05.671 | 74.00 | 4.058 | 11:43:37.660 |
| 5 - | 1:05.648 | 74.03 | 4.035 | 11:44:43.308 |
| 6 - | 1:02.325 | 77.97 | 0.712 | 11:45:45.633 |
| 7 - | 1:04.193 | 75.70 | 2.580 | 11:46:49.826 |
| 8 - | 1:01.627 (2) | 78.86 | 0.014 | 11:47:51.453 |
| 9 - | 1:02.000 (3) | 78.38 | 0.387 | 11:48:53.453 |
| 10 - | 1:02.166 | 78.17 | 0.553 | 11:49:55.619 |
| 11 - | 1:03.071 | 77.05 | 1.458 | 11:50:58.690 |
| 12 - | 1:01.613 (1) | 78.87 | | 11:52:00.303 |
| 13 - | 1:02.547 | 77.70 | 0.934 | 11:53:02.850 |

Classic and Modern Motorsport Festival - Mallory Park - 23/24 May 2026

DDMC Northern Saloon & Sports Car Championship

QUALIFYING - RACE 7 - STATISTICS

Competitors Started 16
Planned Start 2026-05-23 @ 11:40:00.000
Actual Start 2026-05-23 @ 11:37:32.604
Finish Time 2026-05-23 @ 11:52:13.979
Track Length 1.3500mi.
Total Laps 178
Total Distance Covered 240.3000mi.

Session Fastest Lap History

| NO | CL | NAME | LAP TIME | TIME OF DAY | LAP | VEHICLE |
|----|----|-----------------|---------------|--------------|-----|------------------------|
| 18 | E | Damien McKAY | 54.809 | 11:39:50.146 | 1 | Westfield FW Fireblade |
| 18 | E | Damien McKAY | 53.470 | 11:40:43.616 | 2 | Westfield FW Fireblade |
| 49 | B | Mike WILLIAMSON | 53.274 | 11:40:46.062 | 2 | Mitsubishi EVO 4 |
| 12 | A2 | Scott HUBEL | 53.163 | 11:41:01.223 | 2 | Peugeot 205T16R |
| 49 | B | Mike WILLIAMSON | 52.848 | 11:41:38.911 | 3 | Mitsubishi EVO 4 |
| 12 | A2 | Scott HUBEL | 51.761 | 11:41:52.985 | 3 | Peugeot 205T16R |
| 49 | B | Mike WILLIAMSON | 50.503 | 11:45:14.350 | 7 | Mitsubishi EVO 4 |
| 49 | B | Mike WILLIAMSON | 49.909 | 11:46:54.769 | 9 | Mitsubishi EVO 4 |

Flag History

| TYPE | TIME OF DAY |
|--------|--------------|
| GREEN | 11:37:32.604 |
| FINISH | 11:52:13.979 |

Flag Statistics

| TYPE | COUNT | TOTAL LAPS | TOTAL TIME |
|------------|-------|------------|------------|
| Green | 1 | 16 | 16:49.154 |
| Red | 0 | 0 | 0.000 |
| Safety Car | 0 | 0 | 0.000 |
| FCY | 0 | 0 | 0.000 |

Classic and Modern Motorsport Festival - Mallory Park - 23/24 May 2026

DDMC Northern Saloon & Sports Car Championship

QUALIFYING - RACE 7 - STATISTICS

CLASS : A1

1 Starters

Fastest Lap History

| NO | NAME | LAP TIME | TIME OF DAY | LAP | VEHICLE |
|----|---------------|----------|--------------|-----|---------------|
| 76 | Colin SIMPSON | 57.138 | 11:40:38.684 | 1 | Marcus Mantis |
| 76 | Colin SIMPSON | 56.423 | 11:42:34.050 | 3 | Marcus Mantis |
| 76 | Colin SIMPSON | 54.138 | 11:45:22.299 | 6 | Marcus Mantis |
| 76 | Colin SIMPSON | 53.771 | 11:46:16.068 | 7 | Marcus Mantis |

Classic and Modern Motorsport Festival - Mallory Park - 23/24 May 2026

DDMC Northern Saloon & Sports Car Championship

QUALIFYING - RACE 7 - STATISTICS

CLASS : A2

2 Starters

Fastest Lap History

| NO | NAME | LAP TIME | TIME OF DAY | LAP | VEHICLE |
|----|-------------|---------------|--------------|-----|-----------------|
| 12 | Scott HUBEL | 54.951 | 11:40:08.061 | 1 | Peugeot 205T16R |
| 12 | Scott HUBEL | 53.163 | 11:41:01.223 | 2 | Peugeot 205T16R |
| 12 | Scott HUBEL | 51.761 | 11:41:52.985 | 3 | Peugeot 205T16R |
| 12 | Scott HUBEL | 51.738 | 11:45:28.146 | 7 | Peugeot 205T16R |
| 12 | Scott HUBEL | 51.380 | 11:47:12.688 | 9 | Peugeot 205T16R |

Classic and Modern Motorsport Festival - Mallory Park - 23/24 May 2026

DDMC Northern Saloon & Sports Car Championship

QUALIFYING - RACE 7 - STATISTICS

CLASS : B

6 Starters

Fastest Lap History

| NO | NAME | LAP TIME | TIME OF DAY | LAP | VEHICLE |
|-----|-----------------|----------|--------------|-----|------------------|
| 49 | Mike WILLIAMSON | 56.063 | 11:39:52.787 | 1 | Mitsubishi EVO 4 |
| 49 | Mike WILLIAMSON | 53.274 | 11:40:46.062 | 2 | Mitsubishi EVO 4 |
| 49 | Mike WILLIAMSON | 52.848 | 11:41:38.911 | 3 | Mitsubishi EVO 4 |
| 312 | Dave TODD | 52.498 | 11:42:50.278 | 4 | Subaru Imprezza |
| 49 | Mike WILLIAMSON | 51.824 | 11:44:23.847 | 6 | Mitsubishi EVO 4 |
| 49 | Mike WILLIAMSON | 50.503 | 11:45:14.350 | 7 | Mitsubishi EVO 4 |
| 49 | Mike WILLIAMSON | 49.909 | 11:46:54.769 | 9 | Mitsubishi EVO 4 |

Classic and Modern Motorsport Festival - Mallory Park - 23/24 May 2026

DDMC Northern Saloon & Sports Car Championship

QUALIFYING - RACE 7 - STATISTICS

CLASS : C

4 Starters

Fastest Lap History

| NO | NAME | LAP TIME | TIME OF DAY | LAP | VEHICLE |
|-----|---------------|----------|--------------|-----|--------------------|
| 123 | Stephen REECE | 57.335 | 11:40:08.549 | 1 | Lotus Elise |
| 123 | Stephen REECE | 55.028 | 11:42:01.122 | 3 | Lotus Elise |
| 123 | Stephen REECE | 54.168 | 11:43:50.816 | 5 | Lotus Elise |
| 123 | Stephen REECE | 53.965 | 11:44:44.782 | 6 | Lotus Elise |
| 123 | Stephen REECE | 53.943 | 11:48:23.415 | 10 | Lotus Elise |
| 1 | Stevie McNAB | 53.050 | 11:48:33.015 | 6 | Honda Civic Type R |
| 1 | Stevie McNAB | 52.881 | 11:52:13.971 | 10 | Honda Civic Type R |
| 1 | Stevie McNAB | 52.167 | 11:53:06.138 | 11 | Honda Civic Type R |

Classic and Modern Motorsport Festival - Mallory Park - 23/24 May 2026

DDMC Northern Saloon & Sports Car Championship

QUALIFYING - RACE 7 - STATISTICS

CLASS : D

1 Starters

Fastest Lap History

| NO | NAME | LAP TIME | TIME OF DAY | LAP | VEHICLE |
|----|-------------|----------|--------------|-----|---------------------|
| 6 | Harry PRICE | 1:05.406 | 11:40:18.021 | 1 | BMW Mini Cooper R56 |
| 6 | Harry PRICE | 1:03.565 | 11:41:21.585 | 2 | BMW Mini Cooper R56 |
| 6 | Harry PRICE | 1:02.287 | 11:42:23.872 | 3 | BMW Mini Cooper R56 |
| 6 | Harry PRICE | 1:02.058 | 11:43:25.930 | 4 | BMW Mini Cooper R56 |
| 6 | Harry PRICE | 1:01.808 | 11:49:43.751 | 10 | BMW Mini Cooper R56 |
| 6 | Harry PRICE | 1:01.396 | 11:51:49.423 | 12 | BMW Mini Cooper R56 |

Classic and Modern Motorsport Festival - Mallory Park - 23/24 May 2026

DDMC Northern Saloon & Sports Car Championship

QUALIFYING - RACE 7 - STATISTICS

CLASS : E

1 Starters

Fastest Lap History

| NO | NAME | LAP TIME | TIME OF DAY | LAP | VEHICLE |
|----|--------------|----------|--------------|-----|------------------------|
| 18 | Damien McKAY | 54.809 | 11:39:50.146 | 1 | Westfield FW Fireblade |
| 18 | Damien McKAY | 53.470 | 11:40:43.616 | 2 | Westfield FW Fireblade |
| 18 | Damien McKAY | 53.040 | 11:45:18.750 | 7 | Westfield FW Fireblade |
| 18 | Damien McKAY | 52.694 | 11:46:11.444 | 8 | Westfield FW Fireblade |
| 18 | Damien McKAY | 52.180 | 11:47:03.625 | 9 | Westfield FW Fireblade |

Classic and Modern Motorsport Festival - Mallory Park - 23/24 May 2026

DDMC Northern Saloon & Sports Car Championship

QUALIFYING - RACE 7 - STATISTICS

CLASS : M

1 Starters


Fastest Lap History

| NO | NAME | LAP TIME | TIME OF DAY | LAP | VEHICLE |
|----|--------------|-----------------|--------------|-----|-----------|
| 53 | Stephen REED | 1:01.296 | 11:40:36.334 | 1 | Mazda MX5 |
| 53 | Stephen REED | 59.576 | 11:43:48.522 | 4 | Mazda MX5 |
| 53 | Stephen REED | 59.370 | 11:44:47.893 | 5 | Mazda MX5 |
| 53 | Stephen REED | 59.295 | 11:45:47.190 | 6 | Mazda MX5 |
| 53 | Stephen REED | 59.085 | 11:48:46.692 | 9 | Mazda MX5 |
| 53 | Stephen REED | 58.890 | 11:49:45.583 | 10 | Mazda MX5 |

Classic and Modern Motorsport Festival - Mallory Park - 23/24 May 2026

DDMC Northern Saloon & Sports Car Championship

RACE 15 - GRID (15 minutes / 1 Laps)

| | | | | | |
|--|----|----------|------------------------------|----|------------------------------------|
| ROW 8 | 15 | 1:12.059 | 101 Stewart MIDDLETON | 16 | 81 Michael BOAK |
| ROW 7 | 13 | 1:01.627 | 25 John ARMSTRONG | 14 | 1:01.808 6 Harry PRICE |
| ROW 6 | 11 | 56.080 | 57 Phil JORDAN | 12 | 59.085 53 Stephen REED |
| ROW 5 | 9 | 54.938 | 77 Chris REECE | 10 | 54.941 7 Alan McPHERSON |
| ROW 4 | 7 | 53.865 | 76 Colin SIMPSON | 8 | 53.965 123 Stephen REECE |
| ROW 3 | 5 | 52.722 | 13 Alex PRENTICE | 6 | 52.881 1 Stevie McNAB |
| ROW 2 | 3 | 52.619 | 312 Dave TODD | 4 | 52.694 18 Damien MckAY |
| ROW 1 | 1 | 50.503 | 49 Mike WILLIAMSON | 2 | 51.440 12 Scott HUBEL |
| Pole | | | | | |
|  | | | | | |

These results are provisional until the conclusion of any judicial and technical matters.

Mallory Park: 1.3500 miles

Clerk Of Course:

Timekeeper: Peter Knight



Classic and Modern Motorsport Festival - Mallory Park - 23/24 May 2026

DDMC Northern Saloon & Sports Car Championship

RACE 7 - GRID (15 minutes / 1 Laps)

| | | | | |
|-------------|----|----------|------------------------------|--------------------------|
| ROW 8 | 15 | 1:01.613 | 25 John ARMSTRONG | |
| ROW 7 | 13 | 59.843 | 101 Stewart MIDDLETON | 14 |
| | | | | 1:01.396 |
| | | | | 6 Harry PRICE |
| ROW 6 | 11 | 55.494 | 57 Phil JORDAN | 12 |
| | | | | 58.890 |
| | | | | 53 Stephen REED |
| ROW 5 | 9 | 54.526 | 77 Chris REECE | 10 |
| | | | | 54.538 |
| | | | | 7 Alan McPHERSON |
| ROW 4 | 7 | 53.771 | 76 Colin SIMPSON | 8 |
| | | | | 53.943 |
| | | | | 123 Stephen REECE |
| ROW 3 | 5 | 52.180 | 18 Damien McKAY | 6 |
| | | | | 52.498 |
| | | | | 312 Dave TODD |
| ROW 2 | 3 | 51.421 | 13 Alex PRENTICE | 4 |
| | | | | 52.167 |
| | | | | 1 Stevie McNAB |
| ROW 1 | 1 | 49.909 | 49 Mike WILLIAMSON | 2 |
| | | | | 51.380 |
| | | | | 12 Scott HUBEL |
| Pole | | | | |

These results are provisional until the conclusion of any judicial and technical matters.

Mallory Park: 1.3500 miles

Clerk Of Course:

Timekeeper: Peter Knight



Classic and Modern Motorsport Festival - Mallory Park - 23/24 May 2026

DDMC Northern Saloon & Sports Car Championship

RACE 7 - CLASSIFICATION

Race Distance: 19 Laps / 25.65 miles

| POS | NO | CL | PIC | NAME | ENTRY | LAPS | TIME | GAP | DIFF | MPH | BEST | ON | GRD | ↑↓ |
|-----|-----|----|-----|-----------------|---------------------|------|-----------|--------|--------|-------|----------|----|-----|----|
| 1 | 49 | B | 1 | Mike WILLIAMSON | Mitsubishi EVO 4 | 19 | 16:16.057 | | | 94.60 | 50.119 | 3 | 1 | 0 |
| 2 | 12 | A2 | 1 | Scott HUBEL | Peugeot 205T16R | 19 | 16:17.949 | 1.892 | 1.892 | 94.42 | 50.427 | 15 | 2 | 0 |
| 3 | 312 | B | 2 | Dave TODD | Subaru Imprezza | 19 | 16:39.630 | 23.573 | 21.681 | 92.37 | 51.598 | 18 | 6 | 3 |
| 4 | 81 | B | 3 | Michael BOAK | VW Golf | 19 | 16:44.587 | 28.530 | 4.957 | 91.91 | 51.657 | 13 | | |
| 5 | 76 | A1 | 1 | Colin SIMPSON | Marcus Mantis | 18 | 16:23.080 | 1 Lap | 1 Lap | 88.98 | 51.608 | 13 | 7 | 2 |
| 6 | 7 | A2 | 2 | Alan McPHERSON | MK Indy RR | 18 | 16:34.964 | 1 Lap | 11.884 | 87.92 | 52.852 | 3 | 10 | 4 |
| 7 | 1 | C | 1 | Stevie McNAB | Honda Civic Type R | 18 | 16:48.841 | 1 Lap | 13.877 | 86.71 | 52.412 | 3 | 4 | -3 |
| 8 | 57 | C | 2 | Phil JORDAN | Honda Civic Type R | 18 | 17:05.528 | 1 Lap | 16.687 | 85.30 | 55.159 | 17 | 11 | 3 |
| 9 | 13 | B | 4 | Alex PRENTICE | VW Golf | 17 | 16:39.779 | 2 Laps | 1 Lap | 82.63 | 51.989 | 14 | 3 | -6 |
| 10 | 53 | M | 1 | Stephen REED | Mazda MX5 | 17 | 17:07.242 | 2 Laps | 27.463 | 80.42 | 59.107 | 15 | 12 | 2 |
| 11 | 25 | B | 5 | John ARMSTRONG | Porsche 924 | 16 | 16:27.855 | 3 Laps | 1 Lap | 78.71 | 59.001 | 16 | 15 | 4 |
| 12 | 6 | D | 1 | Harry PRICE | BMW Mini Cooper R56 | 16 | 17:05.941 | 3 Laps | 38.086 | 75.79 | 1:01.873 | 3 | 14 | 2 |

NOT CLASSIFIED

| | | | | | | | | | | | | | | |
|-----|-----|---|--|-------------------|------------------------|---|----------|---------|---------|-------|--------|---|----|--|
| DNF | 101 | C | | Stewart MIDDLETON | Honda Civic Type R | 5 | 4:59.633 | 14 Laps | 11 Laps | 81.09 | 56.110 | 2 | 13 | |
| DNF | 18 | E | | Damien McKAY | Westfield FW Fireblade | 3 | 2:49.000 | 16 Laps | 2 Laps | 86.27 | 51.676 | 2 | 5 | |
| DNF | 123 | C | | Stephen REECE | Lotus Elise | 3 | 2:57.233 | 16 Laps | 8.233 | 82.26 | 56.105 | 2 | 8 | |
| DNF | 77 | B | | Chris REECE | BMW 135M | 0 | | | | | | | 9 | |

FASTEST LAP

| | | | | | | | | | | | | | | |
|----|----|--|--|-----------------|------------------------|----|----------|--|--|-----------|------------|--|--|--|
| 49 | B | | | Mike WILLIAMSON | Mitsubishi EVO 4 | 3 | 50.119 | | | 96.96 mph | 156.05 kph | | | |
| 12 | A2 | | | Scott HUBEL | Peugeot 205T16R | 15 | 50.427 | | | 96.37 mph | 155.10 kph | | | |
| 76 | A1 | | | Colin SIMPSON | Marcus Mantis | 13 | 51.608 | | | 94.17 mph | 151.55 kph | | | |
| 18 | E | | | Damien McKAY | Westfield FW Fireblade | 2 | 51.676 | | | 94.04 mph | 151.35 kph | | | |
| 1 | C | | | Stevie McNAB | Honda Civic Type R | 3 | 52.412 | | | 92.72 mph | 149.22 kph | | | |
| 53 | M | | | Stephen REED | Mazda MX5 | 15 | 59.107 | | | 82.22 mph | 132.32 kph | | | |
| 6 | D | | | Harry PRICE | BMW Mini Cooper R56 | 3 | 1:01.873 | | | 78.54 mph | 126.41 kph | | | |

Weather / Track : Bright / Dry

These results are provisional until the conclusion of any judicial and technical matters.

Date: 23/05/2026 Start: 16:11 Finish: 16:27

Mallory Park: 1.3500 miles

Clerk Of Course: Andy Cox

Timekeeper: Peter Knight



Classic and Modern Motorsport Festival - Mallory Park - 23/24 May 2026

DDMC Northern Saloon & Sports Car Championship

RACE 7 - LAP CHART

| LAP 1 @ 16:12:23.853 | | | LAP 2 @ 16:13:14.306 | | | LAP 3 @ 16:14:04.425 | | | LAP 4 @ 16:14:55.453 | | | LAP 5 @ 16:15:47.219 | | |
|----------------------|--------|----------|----------------------|--------|----------|----------------------|--------|----------|----------------------|--------|----------|----------------------|--------|----------|
| NO | BEHIND | LAP TIME | NO | BEHIND | LAP TIME | NO | BEHIND | LAP TIME | NO | BEHIND | LAP TIME | NO | BEHIND | LAP TIME |
| 49 | | 55.427 | 49 | | 50.453 | 49 | | 50.119 | 49 | | 51.028 | 49 | | 51.766 |
| 12 | 1.534 | 56.961 | 12 | 2.351 | 51.270 | 12 | 3.601 | 51.369 | 12 | 3.611 | 51.038 | 6 | 1 Lap | 1:02.490 |
| 312 | 3.098 | 58.525 | 312 | 4.811 | 52.166 | 312 | 6.506 | 51.814 | 312 | 7.595 | 52.117 | 12 | 3.213 | 51.368 |
| 18 | 3.949 | 59.376 | 18 | 5.172 | 51.676 | 1 | 10.287 | 52.412 | 1 | 11.766 | 52.507 | 312 | 7.939 | 52.110 |
| 1 | 5.665 | 1:01.092 | 1 | 7.994 | 52.782 | 81 | 11.290 | 52.343 | 81 | 12.662 | 52.400 | 1 | 13.197 | 53.197 |
| 123 | 5.890 | 1:01.317 | 81 | 9.066 | 53.145 | 7 | 12.897 | 52.852 | 7 | 15.304 | 53.435 | 81 | 13.554 | 52.658 |
| 7 | 6.221 | 1:01.648 | 7 | 10.164 | 54.396 | 18 | 13.001 | 57.948 | 57 | 27.456 | 57.414 | 7 | 17.127 | 53.589 |
| 81 | 6.374 | 1:01.801 | 123 | 11.542 | 56.105 | 101 | 20.657 | 56.288 | 76 | 31.189 | 54.868 | 57 | 31.655 | 55.965 |
| 76 | 6.568 | 1:01.995 | 101 | 14.488 | 56.110 | 57 | 21.070 | 56.256 | 13 | 1 Lap | 54.015 | 76 | 31.811 | 52.388 |
| 101 | 8.831 | 1:04.258 | 57 | 14.933 | 55.598 | 123 | 21.234 | 59.811 | 101 | 32.660 | 1:03.031 | 13 | 1 Lap | 52.751 |
| 57 | 9.788 | 1:05.215 | 53 | 22.981 | 1:00.522 | 76 | 27.349 | 52.638 | 53 | 41.050 | 59.777 | 101 | 40.840 | 59.946 |
| 53 | 12.912 | 1:08.339 | 25 | 23.856 | 1:00.589 | 13 | 1 Lap | 53.437 | 25 | 45.217 | 1:01.089 | 53 | 49.155 | 59.871 |
| 25 | 13.720 | 1:09.147 | 76 | 24.830 | 1:08.715 | 53 | 32.301 | 59.439 | | | | | | |
| 6 | 16.101 | 1:11.528 | 13 | 1 Lap | 2:12.016 | 25 | 35.156 | 1:01.419 | | | | | | |
| | | | 6 | 30.394 | 1:04.746 | 6 | 42.148 | 1:01.873 | | | | | | |

Classic and Modern Motorsport Festival - Mallory Park - 23/24 May 2026

DDMC Northern Saloon & Sports Car Championship

RACE 7 - LAP CHART

| LAP 6 @ 16:16:38.239 | | | LAP 7 @ 16:17:29.942 | | | LAP 8 @ 16:18:21.326 | | | LAP 9 @ 16:19:12.986 | | | LAP 10 @ 16:20:05.240 | | |
|----------------------|--------|----------|----------------------|--------|----------|----------------------|--------|----------|----------------------|--------|----------|-----------------------|--------|----------|
| NO | BEHIND | LAP TIME | NO | BEHIND | LAP TIME | NO | BEHIND | LAP TIME | NO | BEHIND | LAP TIME | NO | BEHIND | LAP TIME |
| 49 | | 51.020 | 49 | | 51.703 | 49 | | 51.384 | 49 | | 51.660 | 49 | | 52.254 |
| 12 | 4.100 | 51.907 | 12 | 4.092 | 51.695 | 13 | 2 Laps | 56.257 | 13 | 2 Laps | 52.655 | 12 | 2.735 | 51.403 |
| 25 | 1 Lap | 1:03.406 | 53 | 1 Lap | 1:00.765 | 12 | 4.422 | 51.714 | 12 | 3.586 | 50.824 | 13 | 2 Laps | 53.382 |
| 312 | 9.268 | 52.349 | 312 | 11.250 | 53.685 | 312 | 13.356 | 53.490 | 312 | 14.214 | 52.518 | 312 | 14.419 | 52.459 |
| 81 | 15.064 | 52.530 | 81 | 16.037 | 52.676 | 53 | 1 Lap | 1:01.008 | 81 | 17.764 | 52.596 | 81 | 17.505 | 51.995 |
| 6 | 1 Lap | 1:04.287 | 25 | 1 Lap | 1:02.487 | 81 | 16.828 | 52.175 | 53 | 1 Lap | 59.393 | 53 | 1 Lap | 1:00.213 |
| 1 | 18.232 | 56.055 | 1 | 21.906 | 55.377 | 1 | 26.174 | 55.652 | 7 | 29.366 | 54.454 | 7 | 32.589 | 55.477 |
| 7 | 20.405 | 54.298 | 7 | 22.666 | 53.964 | 7 | 26.572 | 55.290 | 1 | 31.443 | 56.929 | 1 | 35.691 | 56.502 |
| 76 | 32.522 | 51.731 | 6 | 1 Lap | 1:02.901 | 25 | 1 Lap | 1:02.378 | 76 | 34.767 | 52.627 | 76 | 35.700 | 53.187 |
| 57 | 38.891 | 58.256 | 76 | 33.141 | 52.322 | 76 | 33.800 | 52.043 | 25 | 1 Lap | 1:02.097 | 25 | 1 Lap | 1:00.569 |
| 13 | 1 Lap | 1:05.123 | 57 | 43.080 | 55.892 | 6 | 1 Lap | 1:03.103 | 6 | 1 Lap | 1:05.755 | 6 | | |
| | | | | | | 57 | 47.843 | 56.147 | 57 | 52.161 | 55.978 | | | |

Classic and Modern Motorsport Festival - Mallory Park - 23/24 May 2026

DDMC Northern Saloon & Sports Car Championship

RACE 7 - LAP CHART

| LAP 11 @ 16:20:57.758 | | | LAP 12 @ 16:21:48.236 | | | LAP 13 @ 16:22:39.389 | | | LAP 14 @ 16:23:31.050 | | | LAP 15 @ 16:24:21.677 | | |
|-----------------------|--------|----------|-----------------------|--------|----------|-----------------------|--------|----------|-----------------------|--------|----------|-----------------------|--------|----------|
| NO | BEHIND | LAP TIME | NO | BEHIND | LAP TIME | NO | BEHIND | LAP TIME | NO | BEHIND | LAP TIME | NO | BEHIND | LAP TIME |
| 49 | | 52.518 | 49 | | 50.478 | 49 | | 51.153 | 49 | | 51.661 | 49 | | 50.627 |
| 12 | 1.657 | 51.440 | 12 | 2.111 | 50.932 | 12 | 1.706 | 50.748 | 12 | 1.235 | 51.190 | 12 | 1.035 | 50.427 |
| 57 | 1 Lap | 56.040 | 25 | 2 Laps | 1:02.774 | 13 | 2 Laps | 54.384 | 1 | 1 Lap | 57.185 | 1 | 1 Lap | 53.188 |
| 13 | 2 Laps | 54.069 | 13 | 2 Laps | 53.900 | 57 | 1 Lap | 56.738 | 53 | 2 Laps | 59.443 | 13 | 2 Laps | 52.985 |
| 6 | 2 Laps | 1:05.679 | 57 | 1 Lap | 56.047 | 312 | 16.692 | 51.928 | 13 | 2 Laps | 53.472 | 53 | 2 Laps | 59.676 |
| 312 | 14.477 | 52.576 | 312 | 15.917 | 51.918 | 25 | 2 Laps | 1:02.579 | 312 | 17.129 | 52.098 | 312 | 18.207 | 51.705 |
| 81 | 17.105 | 52.118 | 81 | 18.788 | 52.161 | 81 | 19.292 | 51.657 | 57 | 1 Lap | 56.114 | 81 | 21.662 | 52.205 |
| 76 | 36.120 | 52.938 | 6 | 2 Laps | 1:03.756 | 6 | 2 Laps | 1:03.012 | 81 | 20.084 | 52.453 | 57 | 1 Lap | 56.313 |
| 7 | 37.004 | 56.933 | 76 | 38.165 | 52.523 | 76 | 38.620 | 51.608 | 25 | 2 Laps | 59.736 | 25 | 2 Laps | 59.973 |
| 53 | 1 Lap | 59.872 | 7 | 40.636 | 54.110 | 7 | 43.931 | 54.448 | 76 | 39.794 | 52.835 | 76 | 42.899 | 53.732 |
| 1 | 41.559 | 58.386 | 1 | 47.578 | 56.497 | | | | 7 | 47.722 | 55.452 | | | |
| | | | 53 | 1 Lap | 1:00.372 | | | | 6 | 2 Laps | 1:03.230 | | | |

Classic and Modern Motorsport Festival - Mallory Park - 23/24 May 2026

DDMC Northern Saloon & Sports Car Championship

RACE 7 - LAP CHART

| LAP 16 @ 16:25:12.538 | | | LAP 17 @ 16:26:03.136 | | | LAP 18 @ 16:26:53.931 | | | LAP 19 @ 16:27:44.483 | | |
|-----------------------|--------|----------|-----------------------|--------|----------|-----------------------|--------|----------|-----------------------|--------|----------|
| NO | BEHIND | LAP TIME | NO | BEHIND | LAP TIME | NO | BEHIND | LAP TIME | NO | BEHIND | LAP TIME |
| 49 | | 50.861 | 49 | | 50.598 | 49 | | 50.795 | 49 | | 50.552 |
| 12 | 1.319 | 51.145 | 12 | 1.224 | 50.503 | 12 | 1.031 | 50.602 | 12 | 1.892 | 51.413 |
| 7 | 1 Lap | 57.287 | 7 | 1 Lap | 56.126 | 25 | 3 Laps | 1:01.499 | 76 | 1 Lap | 57.702 |
| 1 | 1 Lap | 57.393 | 13 | 2 Laps | 53.048 | 7 | 1 Lap | 55.349 | 25 | 3 Laps | 59.001 |
| 6 | 3 Laps | 1:04.104 | 1 | 1 Lap | 58.375 | 13 | 2 Laps | 52.530 | 7 | 1 Lap | 55.856 |
| 13 | 2 Laps | 51.989 | 312 | 20.948 | 52.074 | 312 | 21.751 | 51.598 | 312 | 23.573 | 52.374 |
| 312 | 19.472 | 52.126 | 6 | 3 Laps | 1:03.036 | 1 | 1 Lap | 55.896 | 13 | 2 Laps | 53.766 |
| 81 | 23.341 | 52.540 | 81 | 24.958 | 52.215 | 81 | 26.630 | 52.467 | 81 | 28.530 | 52.452 |
| 53 | 2 Laps | 59.342 | 53 | 2 Laps | 59.107 | 6 | 3 Laps | 1:02.974 | 1 | 1 Lap | 59.416 |
| 57 | 1 Lap | 57.175 | 57 | 1 Lap | 57.527 | 53 | 2 Laps | 59.758 | 57 | 1 Lap | 57.694 |
| 25 | 2 Laps | 59.112 | 76 | 50.668 | 55.586 | 57 | 1 Lap | 55.159 | 6 | 3 Laps | 1:03.467 |
| 76 | 45.680 | 53.642 | | | | | | | 53 | 2 Laps | 1:00.345 |

Classic and Modern Motorsport Festival - Mallory Park - 23/24 May 2026

DDMC Northern Saloon & Sports Car Championship

RACE 7 - POSITION CHART

| No | Name | Lap | | | | | | | | | | | | | | | | | | | |
|-----|------------|-----|-----|-----|-----|-----|-----|-----|-----|-----|-----|-----|-----|-----|-----|-----|-----|-----|-----|-----|-----|
| | | Pos | 1 | 2 | 3 | 4 | 5 | 6 | 7 | 8 | 9 | 10 | 11 | 12 | 13 | 14 | 15 | 16 | 17 | 18 | 19 |
| 49 | WILLIAMSON | 1 | 49 | 49 | 49 | 49 | 49 | 49 | 49 | 49 | 49 | 49 | 49 | 49 | 49 | 49 | 49 | 49 | 49 | 49 | 49 |
| 12 | HUBEL | 2 | 12 | 12 | 12 | 12 | 12 | 12 | 12 | 12 | 12 | 12 | 12 | 12 | 12 | 12 | 12 | 12 | 12 | 12 | 12 |
| 13 | PRENTICE | 3 | 312 | 312 | 312 | 312 | 312 | 312 | 312 | 312 | 312 | 312 | 312 | 312 | 312 | 312 | 312 | 312 | 312 | 312 | 312 |
| 1 | McNAB | 4 | 18 | 18 | 1 | 1 | 1 | 81 | 81 | 81 | 81 | 81 | 81 | 81 | 81 | 81 | 81 | 81 | 81 | 81 | 81 |
| 18 | McKAY | 5 | 1 | 1 | 81 | 81 | 81 | 1 | 1 | 1 | 7 | 7 | 76 | 76 | 76 | 76 | 76 | 76 | 76 | 76 | 76 |
| 312 | TODD | 6 | 123 | 81 | 7 | 7 | 7 | 7 | 7 | 7 | 1 | 1 | 7 | 7 | 7 | 7 | 7 | 7 | 7 | 7 | 7 |
| 76 | SIMPSON | 7 | 7 | 7 | 18 | 57 | 57 | 76 | 76 | 76 | 76 | 76 | 1 | 1 | 1 | 1 | 1 | 1 | 1 | 1 | 1 |
| 123 | REECE | 8 | 81 | 123 | 101 | 76 | 76 | 57 | 57 | 57 | 57 | 57 | 57 | 57 | 57 | 57 | 57 | 57 | 57 | 57 | 57 |
| 77 | REECE | 9 | 76 | 101 | 57 | 101 | 101 | 53 | 53 | 53 | 53 | 53 | 53 | 53 | 13 | 13 | 13 | 13 | 13 | 13 | 13 |
| 7 | McPHERSON | 10 | 101 | 57 | 123 | 53 | 53 | 25 | 25 | 25 | 25 | 25 | 13 | 13 | 53 | 53 | 53 | 53 | 53 | 53 | 53 |
| 57 | JORDAN | 11 | 57 | 53 | 76 | 25 | 25 | 6 | 6 | 6 | 13 | 13 | 25 | 25 | 25 | 25 | 25 | 25 | 25 | 25 | 25 |
| 53 | REED | 12 | 53 | 25 | 53 | 6 | 6 | 13 | 13 | 13 | 6 | 6 | 6 | 6 | 6 | 6 | 6 | 6 | 6 | 6 | 6 |
| 101 | MIDDLETON | 13 | 25 | 76 | 25 | 13 | 13 | | | | | | | | | | | | | | |
| 6 | PRICE | 14 | 6 | 6 | 6 | | | | | | | | | | | | | | | | |
| 25 | ARMSTRONG | 15 | 13 | 13 | 13 | | | | | | | | | | | | | | | | |
| 81 | BOAK | 16 | | | | | | | | | | | | | | | | | | | |

Classic and Modern Motorsport Festival - Mallory Park - 23/24 May 2026

DDMC Northern Saloon & Sports Car Championship

RACE 7 - LAP ANALYSIS

DIFF = Difference To Personal Best Lap, P = In Pit Lane, D = Time Disallowed

| P1 49 Mike WILLIAMSON | | | | |
|-----------------------|-------------------|--------------|-------|---------------------|
| LAP | LAP TIME | MPH | DIFF | TIME OF DAY |
| 1 - | 55.427 | 87.68 | 5.308 | 16:12:23.853 |
| 2 - | 50.453 (2) | 96.32 | 0.334 | 16:13:14.306 |
| 3 - | 50.119 (1) | 96.96 | | 16:14:04.425 |
| 4 - | 51.028 | 95.24 | 0.909 | 16:14:55.453 |
| 5 - | 51.766 | 93.88 | 1.647 | 16:15:47.219 |
| 6 - | 51.020 | 95.25 | 0.901 | 16:16:38.239 |
| 7 - | 51.703 | 93.99 | 1.584 | 16:17:29.942 |
| 8 - | 51.384 | 94.58 | 1.265 | 16:18:21.326 |
| 9 - | 51.660 | 94.07 | 1.541 | 16:19:12.986 |
| 10 - | 52.254 | 93.00 | 2.135 | 16:20:05.240 |
| 11 - | 52.518 | 92.53 | 2.399 | 16:20:57.758 |
| 12 - | 50.478 (3) | 96.27 | 0.359 | 16:21:48.236 |
| 13 - | 51.153 | 95.00 | 1.034 | 16:22:39.389 |
| 14 - | 51.661 | 94.07 | 1.542 | 16:23:31.050 |
| 15 - | 50.627 | 95.99 | 0.508 | 16:24:21.677 |
| 16 - | 50.861 | 95.55 | 0.742 | 16:25:12.538 |
| 17 - | 50.598 | 96.05 | 0.479 | 16:26:03.136 |
| 18 - | 50.795 | 95.67 | 0.676 | 16:26:53.931 |
| 19 - | 50.552 | 96.13 | 0.433 | 16:27:44.483 |

| P2 12 Scott HUBEL | | | | |
|-------------------|-------------------|--------------|-------|---------------------|
| LAP | LAP TIME | MPH | DIFF | TIME OF DAY |
| 1 - | 56.961 | 85.32 | 6.534 | 16:12:25.387 |
| 2 - | 51.270 | 94.79 | 0.843 | 16:13:16.657 |
| 3 - | 51.369 | 94.60 | 0.942 | 16:14:08.026 |
| 4 - | 51.038 | 95.22 | 0.611 | 16:14:59.064 |
| 5 - | 51.368 | 94.61 | 0.941 | 16:15:50.432 |
| 6 - | 51.907 | 93.62 | 1.480 | 16:16:42.339 |
| 7 - | 51.695 | 94.01 | 1.268 | 16:17:34.034 |
| 8 - | 51.714 | 93.97 | 1.287 | 16:18:25.748 |
| 9 - | 50.824 | 95.62 | 0.397 | 16:19:16.572 |
| 10 - | 51.403 | 94.54 | 0.976 | 16:20:07.975 |
| 11 - | 51.440 | 94.47 | 1.013 | 16:20:59.415 |
| 12 - | 50.932 | 95.42 | 0.505 | 16:21:50.347 |
| 13 - | 50.748 | 95.76 | 0.321 | 16:22:41.095 |
| 14 - | 51.190 | 94.94 | 0.763 | 16:23:32.285 |
| 15 - | 50.427 (1) | 96.37 | | 16:24:22.712 |
| 16 - | 51.145 | 95.02 | 0.718 | 16:25:13.857 |
| 17 - | 50.503 (2) | 96.23 | 0.076 | 16:26:04.360 |
| 18 - | 50.602 (3) | 96.04 | 0.175 | 16:26:54.962 |
| 19 - | 51.413 | 94.52 | 0.986 | 16:27:46.375 |

| P3 312 Dave TODD | | | | |
|------------------|------------|-------|-------|--------------|
| LAP | LAP TIME | MPH | DIFF | TIME OF DAY |
| 1 - | 58.525 | 83.04 | 6.927 | 16:12:26.951 |
| 2 - | 52.166 | 93.16 | 0.568 | 16:13:19.117 |
| 3 - | 51.814 (3) | 93.79 | 0.216 | 16:14:10.931 |
| 4 - | 52.117 | 93.25 | 0.519 | 16:15:03.048 |
| 5 - | 52.110 | 93.26 | 0.512 | 16:15:55.158 |
| 6 - | 52.349 | 92.83 | 0.751 | 16:16:47.507 |
| 7 - | 53.685 | 90.52 | 2.087 | 16:17:41.192 |
| 8 - | 53.490 | 90.85 | 1.892 | 16:18:34.682 |
| 9 - | 52.518 | 92.53 | 0.920 | 16:19:27.200 |
| 10 - | 52.459 | 92.64 | 0.861 | 16:20:19.659 |
| 11 - | 52.576 | 92.43 | 0.978 | 16:21:12.235 |
| 12 - | 51.918 | 93.60 | 0.320 | 16:22:04.153 |
| 13 - | 51.928 | 93.59 | 0.330 | 16:22:56.081 |
| 14 - | 52.098 | 93.28 | 0.500 | 16:23:48.179 |
| 15 - | 51.705 (2) | 93.99 | 0.107 | 16:24:39.884 |
| 16 - | 52.126 | 93.23 | 0.528 | 16:25:32.010 |
| 17 - | 52.074 | 93.32 | 0.476 | 16:26:24.084 |

DIFF = Difference To Personal Best Lap, P = In Pit Lane, D = Time Disallowed

| | | | | |
|------|-------------------|--------------|-------|---------------------|
| 18 - | 51.598 (1) | 94.18 | | 16:27:15.682 |
| 19 - | 52.374 | 92.79 | 0.776 | 16:28:08.056 |

| P4 81 Michael BOAK | | | | |
|--------------------|-------------------|--------------|--------|---------------------|
| LAP | LAP TIME | MPH | DIFF | TIME OF DAY |
| 1 - | 1:01.801 | 78.63 | 10.144 | 16:12:30.227 |
| 2 - | 53.145 | 91.44 | 1.488 | 16:13:23.372 |
| 3 - | 52.343 | 92.84 | 0.686 | 16:14:15.715 |
| 4 - | 52.400 | 92.74 | 0.743 | 16:15:08.115 |
| 5 - | 52.658 | 92.29 | 1.001 | 16:16:00.773 |
| 6 - | 52.530 | 92.51 | 0.873 | 16:16:53.303 |
| 7 - | 52.676 | 92.26 | 1.019 | 16:17:45.979 |
| 8 - | 52.175 | 93.14 | 0.518 | 16:18:38.154 |
| 9 - | 52.596 | 92.40 | 0.939 | 16:19:30.750 |
| 10 - | 51.995 (2) | 93.47 | 0.338 | 16:20:22.745 |
| 11 - | 52.118 (3) | 93.24 | 0.461 | 16:21:14.863 |
| 12 - | 52.161 | 93.17 | 0.504 | 16:22:07.024 |
| 13 - | 51.657 (1) | 94.08 | | 16:22:58.681 |
| 14 - | 52.453 | 92.65 | 0.796 | 16:23:51.134 |
| 15 - | 52.205 | 93.09 | 0.548 | 16:24:43.339 |
| 16 - | 52.540 | 92.50 | 0.883 | 16:25:35.879 |
| 17 - | 52.215 | 93.07 | 0.558 | 16:26:28.094 |
| 18 - | 52.467 | 92.62 | 0.810 | 16:27:20.561 |
| 19 - | 52.452 | 92.65 | 0.795 | 16:28:13.013 |

| P5 76 Colin SIMPSON | | | | |
|---------------------|-------------------|--------------|--------|---------------------|
| LAP | LAP TIME | MPH | DIFF | TIME OF DAY |
| 1 - | 1:01.995 | 78.39 | 10.387 | 16:12:30.421 |
| 2 - | 1:08.715 | 70.72 | 17.107 | 16:13:39.136 |
| 3 - | 52.638 | 92.32 | 1.030 | 16:14:31.774 |
| 4 - | 54.868 | 88.57 | 3.260 | 16:15:26.642 |
| 5 - | 52.388 | 92.76 | 0.780 | 16:16:19.030 |
| 6 - | 51.731 (2) | 93.94 | 0.123 | 16:17:10.761 |
| 7 - | 52.322 | 92.88 | 0.714 | 16:18:03.083 |
| 8 - | 52.043 (3) | 93.38 | 0.435 | 16:18:55.126 |
| 9 - | 52.627 | 92.34 | 1.019 | 16:19:47.753 |
| 10 - | 53.187 | 91.37 | 1.579 | 16:20:40.940 |
| 11 - | 52.938 | 91.80 | 1.330 | 16:21:33.878 |
| 12 - | 52.523 | 92.53 | 0.915 | 16:22:26.401 |
| 13 - | 51.608 (1) | 94.17 | | 16:23:18.009 |
| 14 - | 52.835 | 91.98 | 1.227 | 16:24:10.844 |
| 15 - | 53.732 | 90.44 | 2.124 | 16:25:04.576 |
| 16 - | 53.642 | 90.60 | 2.034 | 16:25:58.218 |
| 17 - | 55.586 | 87.43 | 3.978 | 16:26:53.804 |
| 18 - | 57.702 | 84.22 | 6.094 | 16:27:51.506 |

| P6 7 Alan McPHERSON | | | | |
|---------------------|-------------------|--------------|-------|---------------------|
| LAP | LAP TIME | MPH | DIFF | TIME OF DAY |
| 1 - | 1:01.648 | 78.83 | 8.796 | 16:12:30.074 |
| 2 - | 54.396 | 89.34 | 1.544 | 16:13:24.470 |
| 3 - | 52.852 (1) | 91.95 | | 16:14:17.322 |
| 4 - | 53.435 (2) | 90.95 | 0.583 | 16:15:10.757 |
| 5 - | 53.589 (3) | 90.69 | 0.737 | 16:16:04.346 |
| 6 - | 54.298 | 89.50 | 1.446 | 16:16:58.644 |
| 7 - | 53.964 | 90.06 | 1.112 | 16:17:52.608 |
| 8 - | 55.290 | 87.90 | 2.438 | 16:18:47.898 |
| 9 - | 54.454 | 89.24 | 1.602 | 16:19:42.352 |
| 10 - | 55.477 | 87.60 | 2.625 | 16:20:37.829 |
| 11 - | 56.933 | 85.36 | 4.081 | 16:21:34.762 |
| 12 - | 54.110 | 89.81 | 1.258 | 16:22:28.872 |
| 13 - | 54.448 | 89.25 | 1.596 | 16:23:23.320 |
| 14 - | 55.452 | 87.64 | 2.600 | 16:24:18.772 |
| 15 - | 57.287 | 84.83 | 4.435 | 16:25:16.059 |

Classic and Modern Motorsport Festival - Mallory Park - 23/24 May 2026

DDMC Northern Saloon & Sports Car Championship

RACE 7 - LAP ANALYSIS

DIFF = Difference To Personal Best Lap, P = In Pit Lane, D = Time Disallowed

| | | | | |
|------|--------|-------|-------|--------------|
| 16 - | 56.126 | 86.59 | 3.274 | 16:26:12.185 |
| 17 - | 55.349 | 87.80 | 2.497 | 16:27:07.534 |
| 18 - | 55.856 | 87.00 | 3.004 | 16:28:03.390 |

DIFF = Difference To Personal Best Lap, P = In Pit Lane, D = Time Disallowed

| | | | | |
|------|------------|-------|-------|--------------|
| 16 - | 52.530 (2) | 92.51 | 0.541 | 16:27:14.439 |
| 17 - | 53.766 | 90.39 | 1.777 | 16:28:08.205 |

| P7 1 Stevie McNAB | | | | |
|-------------------|-------------------|--------------|-------|---------------------|
| LAP | LAP TIME | MPH | DIFF | TIME OF DAY |
| 1 - | 1:01.092 | 79.55 | 8.680 | 16:12:29.518 |
| 2 - | 52.782 (3) | 92.07 | 0.370 | 16:13:22.300 |
| 3 - | 52.412 (1) | 92.72 | | 16:14:14.712 |
| 4 - | 52.507 (2) | 92.55 | 0.095 | 16:15:07.219 |
| 5 - | 53.197 | 91.35 | 0.785 | 16:16:00.416 |
| 6 - | 56.055 | 86.70 | 3.643 | 16:16:56.471 |
| 7 - | 55.377 | 87.76 | 2.965 | 16:17:51.848 |
| 8 - | 55.652 | 87.32 | 3.240 | 16:18:47.500 |
| 9 - | 56.929 | 85.36 | 4.517 | 16:19:44.429 |
| 10 - | 56.502 | 86.01 | 4.090 | 16:20:40.931 |
| 11 - | 58.386 | 83.23 | 5.974 | 16:21:39.317 |
| 12 - | 56.497 | 86.02 | 4.085 | 16:22:35.814 |
| 13 - | 57.185 | 84.98 | 4.773 | 16:23:32.999 |
| 14 - | 53.188 | 91.37 | 0.776 | 16:24:26.187 |
| 15 - | 57.393 | 84.67 | 4.981 | 16:25:23.580 |
| 16 - | 58.375 | 83.25 | 5.963 | 16:26:21.955 |
| 17 - | 55.896 | 86.94 | 3.484 | 16:27:17.851 |
| 18 - | 59.416 | 81.79 | 7.004 | 16:28:17.267 |

| P10 53 Stephen REED | | | | |
|---------------------|-------------------|--------------|-------|---------------------|
| LAP | LAP TIME | MPH | DIFF | TIME OF DAY |
| 1 - | 1:08.339 | 71.11 | 9.232 | 16:12:36.765 |
| 2 - | 1:00.522 | 80.30 | 1.415 | 16:13:37.287 |
| 3 - | 59.439 | 81.76 | 0.332 | 16:14:36.726 |
| 4 - | 59.777 | 81.30 | 0.670 | 16:15:36.503 |
| 5 - | 59.871 | 81.17 | 0.764 | 16:16:36.374 |
| 6 - | 1:00.765 | 79.98 | 1.658 | 16:17:37.139 |
| 7 - | 1:01.008 | 79.66 | 1.901 | 16:18:38.147 |
| 8 - | 59.393 (3) | 81.82 | 0.286 | 16:19:37.540 |
| 9 - | 1:00.213 | 80.71 | 1.106 | 16:20:37.753 |
| 10 - | 59.872 | 81.17 | 0.765 | 16:21:37.625 |
| 11 - | 1:00.372 | 80.50 | 1.265 | 16:22:37.997 |
| 12 - | 59.443 | 81.75 | 0.336 | 16:23:37.440 |
| 13 - | 59.676 | 81.43 | 0.569 | 16:24:37.116 |
| 14 - | 59.342 (2) | 81.89 | 0.235 | 16:25:36.458 |
| 15 - | 59.107 (1) | 82.22 | | 16:26:35.565 |
| 16 - | 59.758 | 81.32 | 0.651 | 16:27:35.323 |
| 17 - | 1:00.345 | 80.53 | 1.238 | 16:28:35.668 |

| P8 57 Phil JORDAN | | | | |
|-------------------|-------------------|--------------|--------|---------------------|
| LAP | LAP TIME | MPH | DIFF | TIME OF DAY |
| 1 - | 1:05.215 | 74.52 | 10.056 | 16:12:33.641 |
| 2 - | 55.598 (2) | 87.41 | 0.439 | 16:13:29.239 |
| 3 - | 56.256 | 86.39 | 1.097 | 16:14:25.495 |
| 4 - | 57.414 | 84.64 | 2.255 | 16:15:22.909 |
| 5 - | 55.965 | 86.83 | 0.806 | 16:16:18.874 |
| 6 - | 58.256 | 83.42 | 3.097 | 16:17:17.130 |
| 7 - | 55.892 (3) | 86.95 | 0.733 | 16:18:13.022 |
| 8 - | 56.147 | 86.55 | 0.988 | 16:19:09.169 |
| 9 - | 55.978 | 86.81 | 0.819 | 16:20:05.147 |
| 10 - | 56.040 | 86.72 | 0.881 | 16:21:01.187 |
| 11 - | 56.047 | 86.71 | 0.888 | 16:21:57.234 |
| 12 - | 56.738 | 85.65 | 1.579 | 16:22:53.972 |
| 13 - | 56.114 | 86.60 | 0.955 | 16:23:50.086 |
| 14 - | 56.313 | 86.30 | 1.154 | 16:24:46.399 |
| 15 - | 57.175 | 85.00 | 2.016 | 16:25:43.574 |
| 16 - | 57.527 | 84.48 | 2.368 | 16:26:41.101 |
| 17 - | 55.159 (1) | 88.10 | | 16:27:36.260 |
| 18 - | 57.694 | 84.23 | 2.535 | 16:28:33.954 |

| P11 25 John ARMSTRONG | | | | |
|-----------------------|-------------------|--------------|--------|---------------------|
| LAP | LAP TIME | MPH | DIFF | TIME OF DAY |
| 1 - | 1:09.147 | 70.28 | 10.146 | 16:12:37.573 |
| 2 - | 1:00.589 | 80.21 | 1.588 | 16:13:38.162 |
| 3 - | 1:01.419 | 79.12 | 2.418 | 16:14:39.581 |
| 4 - | 1:01.089 | 79.55 | 2.088 | 16:15:40.670 |
| 5 - | 1:03.406 | 76.64 | 4.405 | 16:16:44.076 |
| 6 - | 1:02.487 | 77.77 | 3.486 | 16:17:46.563 |
| 7 - | 1:02.378 | 77.91 | 3.377 | 16:18:48.941 |
| 8 - | 1:02.097 | 78.26 | 3.096 | 16:19:51.038 |
| 9 - | 1:00.569 | 80.23 | 1.568 | 16:20:51.607 |
| 10 - | 1:02.774 | 77.42 | 3.773 | 16:21:54.381 |
| 11 - | 1:02.579 | 77.66 | 3.578 | 16:22:56.960 |
| 12 - | 59.736 (3) | 81.35 | 0.735 | 16:23:56.696 |
| 13 - | 59.973 | 81.03 | 0.972 | 16:24:56.669 |
| 14 - | 59.112 (2) | 82.21 | 0.111 | 16:25:55.781 |
| 15 - | 1:01.499 | 79.02 | 2.498 | 16:26:57.280 |
| 16 - | 59.001 (1) | 82.37 | | 16:27:56.281 |

| P9 13 Alex PRENTICE | | | | |
|---------------------|-------------------|--------------|----------|---------------------|
| LAP | LAP TIME | MPH | DIFF | TIME OF DAY |
| 1 - | 2:12.016 | 36.81 | 1:20.027 | 16:13:40.442 |
| 2 - | 53.437 | 90.94 | 1.448 | 16:14:33.879 |
| 3 - | 54.015 | 89.97 | 2.026 | 16:15:27.894 |
| 4 - | 52.751 | 92.13 | 0.762 | 16:16:20.645 |
| 5 - | 1:05.123 | 74.62 | 13.134 | 16:17:25.768 |
| 6 - | 56.257 | 86.38 | 4.268 | 16:18:22.025 |
| 7 - | 52.655 (3) | 92.29 | 0.666 | 16:19:14.680 |
| 8 - | 53.382 | 91.04 | 1.393 | 16:20:08.062 |
| 9 - | 54.069 | 89.88 | 2.080 | 16:21:02.131 |
| 10 - | 53.900 | 90.16 | 1.911 | 16:21:56.031 |
| 11 - | 54.384 | 89.36 | 2.395 | 16:22:50.415 |
| 12 - | 53.472 | 90.88 | 1.483 | 16:23:43.887 |
| 13 - | 52.985 | 91.72 | 0.996 | 16:24:36.872 |
| 14 - | 51.989 (1) | 93.48 | | 16:25:28.861 |
| 15 - | 53.048 | 91.61 | 1.059 | 16:26:21.909 |

| P12 6 Harry PRICE | | | | |
|-------------------|---------------------|--------------|-------|---------------------|
| LAP | LAP TIME | MPH | DIFF | TIME OF DAY |
| 1 - | 1:11.528 | 67.94 | 9.655 | 16:12:39.954 |
| 2 - | 1:04.746 | 75.06 | 2.873 | 16:13:44.700 |
| 3 - | 1:01.873 (1) | 78.54 | | 16:14:46.573 |
| 4 - | 1:02.490 (2) | 77.77 | 0.617 | 16:15:49.063 |
| 5 - | 1:04.287 | 75.59 | 2.414 | 16:16:53.350 |
| 6 - | 1:02.901 (3) | 77.26 | 1.028 | 16:17:56.251 |
| 7 - | 1:03.103 | 77.01 | 1.230 | 16:18:59.354 |
| 8 - | 1:05.755 | 73.91 | 3.882 | 16:20:05.109 |
| 9 - | 1:05.679 | 73.99 | 3.806 | 16:21:10.788 |
| 10 - | 1:03.756 | 76.22 | 1.883 | 16:22:14.544 |
| 11 - | 1:03.012 | 77.12 | 1.139 | 16:23:17.556 |
| 12 - | 1:03.230 | 76.86 | 1.357 | 16:24:20.786 |
| 13 - | 1:04.104 | 75.81 | 2.231 | 16:25:24.890 |
| 14 - | 1:03.036 | 77.09 | 1.163 | 16:26:27.926 |
| 15 - | 1:02.974 | 77.17 | 1.101 | 16:27:30.900 |
| 16 - | 1:03.467 | 76.57 | 1.594 | 16:28:34.367 |

Classic and Modern Motorsport Festival - Mallory Park - 23/24 May 2026

DDMC Northern Saloon & Sports Car Championship

RACE 7 - LAP ANALYSIS

DIFF = Difference To Personal Best Lap, P = In Pit Lane, D = Time Disallowed

| P13 101 Stewart MIDDLETON | | | | |
|----------------------------------|-------------------|--------------|-------|---------------------|
| LAP | LAP TIME | MPH | DIFF | TIME OF DAY |
| 1 - | 1:04.258 | 75.63 | 8.148 | 16:12:32.684 |
| 2 - | 56.110 (1) | 86.61 | | 16:13:28.794 |
| 3 - | 56.288 (2) | 86.34 | 0.178 | 16:14:25.082 |
| 4 - | 1:03.031 | 77.10 | 6.921 | 16:15:28.113 |
| 5 - | 59.946 (3) | 81.07 | 3.836 | 16:16:28.059 |

| P14 18 Damien McKAY | | | | |
|----------------------------|-------------------|--------------|-------|---------------------|
| LAP | LAP TIME | MPH | DIFF | TIME OF DAY |
| 1 - | 59.376 (3) | 81.85 | 7.700 | 16:12:27.802 |
| 2 - | 51.676 (1) | 94.04 | | 16:13:19.478 |
| 3 - | 57.948 (2) | 83.86 | 6.272 | 16:14:17.426 |

| P15 123 Stephen REECE | | | | |
|------------------------------|-------------------|--------------|-------|---------------------|
| LAP | LAP TIME | MPH | DIFF | TIME OF DAY |
| 1 - | 1:01.317 (3) | 79.25 | 5.212 | 16:12:29.743 |
| 2 - | 56.105 (1) | 86.62 | | 16:13:25.848 |
| 3 - | 59.811 (2) | 81.25 | 3.706 | 16:14:25.659 |

Classic and Modern Motorsport Festival - Mallory Park - 23/24 May 2026

DDMC Northern Saloon & Sports Car Championship

RACE 7 - STATISTICS

Competitors Started 15
Planned Start 2026-05-23 @ 16:30:00.000
Actual Start 2026-05-23 @ 16:11:28.425
Finish Time 2026-05-23 @ 16:27:44.303
Track Length 1.3500mi.
Total Laps 225
Total Distance Covered 303.7500mi.

Session Fastest Lap History

| NO | CL | NAME | LAP TIME | TIME OF DAY | LAP | VEHICLE |
|----|----|-----------------|----------|--------------|-----|------------------|
| 49 | B | Mike WILLIAMSON | 55.427 | 16:12:23.852 | 1 | Mitsubishi EVO 4 |
| 49 | B | Mike WILLIAMSON | 50.453 | 16:13:14.304 | 2 | Mitsubishi EVO 4 |
| 49 | B | Mike WILLIAMSON | 50.119 | 16:14:04.423 | 3 | Mitsubishi EVO 4 |

Session Leader History

| NO | CL | NAME | FROM LAP | LAPS LED | DISTANCE | VEHICLE |
|----|----|-----------------|----------|----------|-------------|------------------|
| 49 | B | Mike WILLIAMSON | 1 | 19 | 25.65 miles | Mitsubishi EVO 4 |

Flag History

| TYPE | TIME OF DAY |
|--------|--------------|
| GREEN | 16:11:28.425 |
| FINISH | 16:27:44.303 |

Flag Statistics

| TYPE | COUNT | TOTAL LAPS | TOTAL TIME |
|------------|-------|------------|------------|
| Green | 1 | 19 | 17:24.171 |
| Red | 0 | 0 | 0.000 |
| Safety Car | 0 | 0 | 0.000 |
| FCY | 0 | 0 | 0.000 |

Classic and Modern Motorsport Festival - Mallory Park - 23/24 May 2026

DDMC Northern Saloon & Sports Car Championship

RACE 7 - STATISTICS

CLASS : A1

1 Starters

Fastest Lap History

| NO | NAME | LAP TIME | TIME OF DAY | LAP | VEHICLE |
|----|---------------|-----------------|--------------|-----|---------------|
| 76 | Colin SIMPSON | 1:01.995 | 16:12:30.430 | 1 | Marcus Mantis |
| 76 | Colin SIMPSON | 52.638 | 16:14:31.783 | 3 | Marcus Mantis |
| 76 | Colin SIMPSON | 52.388 | 16:16:19.040 | 5 | Marcus Mantis |
| 76 | Colin SIMPSON | 51.731 | 16:17:10.770 | 6 | Marcus Mantis |
| 76 | Colin SIMPSON | 51.608 | 16:23:18.018 | 13 | Marcus Mantis |

Leader History

| NO | NAME | FROM LAP | LAPS LED | DISTANCE | VEHICLE |
|----|---------------|----------|----------|-------------|---------------|
| 76 | Colin SIMPSON | 1 | 18 | 24.30 miles | Marcus Mantis |

Classic and Modern Motorsport Festival - Mallory Park - 23/24 May 2026

DDMC Northern Saloon & Sports Car Championship

RACE 7 - STATISTICS

CLASS : A2

2 Starters

Fastest Lap History

| NO | NAME | LAP TIME | TIME OF DAY | LAP | VEHICLE |
|----|-------------|---------------|--------------|-----|-----------------|
| 12 | Scott HUBEL | 56.961 | 16:12:25.388 | 1 | Peugeot 205T16R |
| 12 | Scott HUBEL | 51.270 | 16:13:16.657 | 2 | Peugeot 205T16R |
| 12 | Scott HUBEL | 51.038 | 16:14:59.065 | 4 | Peugeot 205T16R |
| 12 | Scott HUBEL | 50.824 | 16:19:16.573 | 9 | Peugeot 205T16R |
| 12 | Scott HUBEL | 50.748 | 16:22:41.096 | 13 | Peugeot 205T16R |
| 12 | Scott HUBEL | 50.427 | 16:24:22.713 | 15 | Peugeot 205T16R |

Leader History

| NO | NAME | FROM LAP | LAPS LED | DISTANCE | VEHICLE |
|----|-------------|----------|----------|-------------|-----------------|
| 12 | Scott HUBEL | 1 | 19 | 25.65 miles | Peugeot 205T16R |

Classic and Modern Motorsport Festival - Mallory Park - 23/24 May 2026

DDMC Northern Saloon & Sports Car Championship

RACE 7 - STATISTICS

CLASS : B

5 Starters

Fastest Lap History

| NO | NAME | LAP TIME | TIME OF DAY | LAP | VEHICLE |
|----|-----------------|----------|--------------|-----|------------------|
| 49 | Mike WILLIAMSON | 55.427 | 16:12:23.852 | 1 | Mitsubishi EVO 4 |
| 49 | Mike WILLIAMSON | 50.453 | 16:13:14.304 | 2 | Mitsubishi EVO 4 |
| 49 | Mike WILLIAMSON | 50.119 | 16:14:04.423 | 3 | Mitsubishi EVO 4 |

Leader History

| NO | NAME | FROM LAP | LAPS LED | DISTANCE | VEHICLE |
|----|-----------------|----------|----------|-------------|------------------|
| 49 | Mike WILLIAMSON | 1 | 19 | 25.65 miles | Mitsubishi EVO 4 |

Classic and Modern Motorsport Festival - Mallory Park - 23/24 May 2026

DDMC Northern Saloon & Sports Car Championship

RACE 7 - STATISTICS

CLASS : C

4 Starters

Fastest Lap History

| NO | NAME | LAP TIME | TIME OF DAY | LAP | VEHICLE |
|----|--------------|----------|--------------|-----|--------------------|
| 1 | Stevie McNAB | 1:01.092 | 16:12:29.509 | 1 | Honda Civic Type R |
| 1 | Stevie McNAB | 52.782 | 16:13:22.293 | 2 | Honda Civic Type R |
| 1 | Stevie McNAB | 52.412 | 16:14:14.705 | 3 | Honda Civic Type R |

Leader History

| NO | NAME | FROM LAP | LAPS LED | DISTANCE | VEHICLE |
|----|--------------|----------|----------|-------------|--------------------|
| 1 | Stevie McNAB | 1 | 18 | 24.30 miles | Honda Civic Type R |

Classic and Modern Motorsport Festival - Mallory Park - 23/24 May 2026

DDMC Northern Saloon & Sports Car Championship

RACE 7 - STATISTICS

CLASS : D

1 Starters

Fastest Lap History

| NO | NAME | LAP TIME | TIME OF DAY | LAP | VEHICLE |
|----|-------------|----------|--------------|-----|---------------------|
| 6 | Harry PRICE | 1:11.528 | 16:12:39.951 | 1 | BMW Mini Cooper R56 |
| 6 | Harry PRICE | 1:04.746 | 16:13:44.697 | 2 | BMW Mini Cooper R56 |
| 6 | Harry PRICE | 1:01.873 | 16:14:46.570 | 3 | BMW Mini Cooper R56 |

Leader History

| NO | NAME | FROM LAP | LAPS LED | DISTANCE | VEHICLE |
|----|-------------|----------|----------|-------------|---------------------|
| 6 | Harry PRICE | 1 | 16 | 21.60 miles | BMW Mini Cooper R56 |

Classic and Modern Motorsport Festival - Mallory Park - 23/24 May 2026

DDMC Northern Saloon & Sports Car Championship

RACE 7 - STATISTICS

CLASS : E

1 Starters

Fastest Lap History

| NO | NAME | LAP TIME | TIME OF DAY | LAP | VEHICLE |
|----|--------------|----------|--------------|-----|------------------------|
| 18 | Damien McKAY | 59.376 | 16:12:27.804 | 1 | Westfield FW Fireblade |
| 18 | Damien McKAY | 51.676 | 16:13:19.480 | 2 | Westfield FW Fireblade |

Leader History

| NO | NAME | FROM LAP | LAPS LED | DISTANCE | VEHICLE |
|----|--------------|----------|----------|------------|------------------------|
| 18 | Damien McKAY | 1 | 3 | 4.05 miles | Westfield FW Fireblade |

Classic and Modern Motorsport Festival - Mallory Park - 23/24 May 2026

DDMC Northern Saloon & Sports Car Championship

RACE 7 - STATISTICS

CLASS : M

1 Starters

Fastest Lap History

| NO | NAME | LAP TIME | TIME OF DAY | LAP | VEHICLE |
|----|--------------|----------|--------------|-----|-----------|
| 53 | Stephen REED | 1:08.339 | 16:12:36.762 | 1 | Mazda MX5 |
| 53 | Stephen REED | 1:00.522 | 16:13:37.287 | 2 | Mazda MX5 |
| 53 | Stephen REED | 59.439 | 16:14:36.723 | 3 | Mazda MX5 |
| 53 | Stephen REED | 59.393 | 16:19:37.541 | 8 | Mazda MX5 |
| 53 | Stephen REED | 59.342 | 16:25:36.457 | 14 | Mazda MX5 |
| 53 | Stephen REED | 59.107 | 16:26:35.566 | 15 | Mazda MX5 |


Leader History

| NO | NAME | FROM LAP | LAPS LED | DISTANCE | VEHICLE |
|----|--------------|----------|----------|-------------|-----------|
| 53 | Stephen REED | 1 | 17 | 22.95 miles | Mazda MX5 |

Classic and Modern Motorsport Festival - Mallory Park - 23/24 May 2026

DDMC Northern Saloon & Sports Car Championship

RACE 15 - GRID (15 minutes / 1 Laps)

| | | | | | | |
|--|----|----------|---------------------------------|----|----------|--------------------------|
| ROW 7 | 13 | 52.722 | 13 Alex PRENTICE | 14 | 1:01.808 | 6 Harry PRICE |
| ROW 6 | | 1:12.059 | 11 101 Stewart MIDDLETON | 12 | | 81 Michael BOAK |
| ROW 5 | 9 | 59.085 | 53 Stephen REED | 10 | 1:01.627 | 25 John ARMSTRONG |
| ROW 4 | | 54.941 | 7 7 Alan McPHERSON | 8 | 56.080 | 57 Phil JORDAN |
| ROW 3 | 5 | 53.865 | 76 Colin SIMPSON | 6 | 54.938 | 77 Chris REECE |
| ROW 2 | | 52.619 | 3 312 Dave TODD | 4 | 52.881 | 1 Stevie McNAB |
| ROW 1 | 1 | 50.503 | 49 Mike WILLIAMSON | 2 | 51.440 | 12 Scott HUBEL |
| Pole | | | | | | |
|  | | | | | | |

These results are provisional until the conclusion of any judicial and technical matters.

Mallory Park: 1.3500 miles

Clerk Of Course:

Timekeeper: Peter Knight



Classic and Modern Motorsport Festival - Mallory Park - 23/24 May 2026

DDMC Northern Saloon & Sports Car Championship

RACE 15 - CLASSIFICATION

Race Distance: 17 Laps / 22.95 miles

| POS | NO | CL | PIC | NAME | ENTRY | LAPS | TIME | GAP | DIFF | MPH | BEST | ON | GRD | ↑↓ |
|-----|-----|----|-----|-------------------|--------------------|------|-----------|--------|--------|-------|--------|----|-----|----|
| 1 | 12 | A2 | 1 | Scott HUBEL | Peugeot 205T16R | 17 | 15:56.391 | | | 86.38 | 50.606 | 6 | 2 | 1 |
| 2 | 49 | B | 1 | Mike WILLIAMSON | Mitsubishi EVO 4 | 17 | 16:04.555 | 8.164 | 8.164 | 85.65 | 50.888 | 2 | 1 | -1 |
| 3 | 312 | B | 2 | Dave TODD | Subaru Imprezza | 17 | 16:07.882 | 11.491 | 3.327 | 85.36 | 51.847 | 13 | 3 | 0 |
| 4 | 81 | B | 3 | Michael BOAK | VW Golf | 17 | 16:25.216 | 28.825 | 17.334 | 83.85 | 52.571 | 13 | 12 | 8 |
| 5 | 7 | A2 | 2 | Alan McPHERSON | MK Indy RR | 17 | 16:36.260 | 39.869 | 11.044 | 82.93 | 52.184 | 2 | 7 | 2 |
| 6 | 13 | B | 4 | Alex PRENTICE | VW Golf | 16 | 15:58.890 | 1 Lap | 1 Lap | 81.09 | 52.783 | 9 | 13 | 7 |
| 7 | 77 | B | 5 | Chris REECE | BMW 135M | 16 | 16:08.431 | 1 Lap | 9.541 | 80.29 | 54.387 | 7 | 6 | -1 |
| 8 | 57 | C | 1 | Phil JORDAN | Honda Civic Type R | 16 | 16:13.326 | 1 Lap | 4.895 | 79.89 | 54.778 | 13 | 8 | 0 |
| 9 | 101 | C | 2 | Stewart MIDDLETON | Honda Civic Type R | 15 | 16:19.647 | 2 Laps | 1 Lap | 74.41 | 57.055 | 14 | 11 | 2 |
| 10 | 53 | M | 1 | Stephen REED | Mazda MX5 | 15 | 16:21.736 | 2 Laps | 2.089 | 74.25 | 58.706 | 10 | 9 | -1 |
| 11 | 1 | C | 3 | Stevie McNAB | Honda Civic Type R | 14 | 16:03.501 | 3 Laps | 1 Lap | 70.61 | 53.570 | 2 | 4 | -7 |

NOT CLASSIFIED

| | | | | | | | | | | | | | | |
|-----|----|----|--|----------------|---------------------|----|-----------|---------|--------|-------|----------|---|----|--|
| DNF | 25 | B | | John ARMSTRONG | Porsche 924 | 10 | 11:18.706 | 7 Laps | 4 Laps | 71.60 | 58.650 | 8 | 10 | |
| DNF | 76 | A1 | | Colin SIMPSON | Marcus Mantis | 7 | 7:26.349 | 10 Laps | 3 Laps | 76.21 | 50.877 | 6 | 5 | |
| DNF | 6 | D | | Harry PRICE | BMW Mini Cooper R56 | 2 | 3:37.853 | 15 Laps | 5 Laps | 44.61 | 1:09.969 | 2 | 14 | |

FASTEST LAP

| | | | | | | | | | | | | | | |
|----|----|--|--|-----------------|---------------------|----|----------|--|--|-----------|------------|--|--|--|
| 12 | A2 | | | Scott HUBEL | Peugeot 205T16R | 6 | 50.606 | | | 96.03 mph | 154.55 kph | | | |
| 76 | A1 | | | Colin SIMPSON | Marcus Mantis | 6 | 50.877 | | | 95.52 mph | 153.73 kph | | | |
| 49 | B | | | Mike WILLIAMSON | Mitsubishi EVO 4 | 2 | 50.888 | | | 95.50 mph | 153.69 kph | | | |
| 1 | C | | | Stevie McNAB | Honda Civic Type R | 2 | 53.570 | | | 90.72 mph | 146.00 kph | | | |
| 53 | M | | | Stephen REED | Mazda MX5 | 10 | 58.706 | | | 82.78 mph | 133.23 kph | | | |
| 6 | D | | | Harry PRICE | BMW Mini Cooper R56 | 2 | 1:09.969 | | | 69.45 mph | 111.78 kph | | | |

Weather / Track : Bright / Dry

These results are provisional until the conclusion of any judicial and technical matters.

Date: 24/05/2026 Start: 15:24 Finish: 15:40

Mallory Park: 1.3500 miles

Clerk Of Course: Andy Cox

Timekeeper: Peter Knight



Classic and Modern Motorsport Festival - Mallory Park - 23/24 May 2026

DDMC Northern Saloon & Sports Car Championship

RACE 15 - LAP CHART

| LAP 1 @ 15:26:44.803 | | | LAP 2 @ 15:27:35.691 | | | LAP 3 @ 15:28:27.129 | | | LAP 4 @ 15:29:18.754 | | | LAP 5 @ 15:30:09.696 | | |
|----------------------|--------|----------|----------------------|--------|----------|----------------------|--------|----------|----------------------|--------|----------|----------------------|--------|----------|
| NO | BEHIND | LAP TIME | NO | BEHIND | LAP TIME | NO | BEHIND | LAP TIME | NO | BEHIND | LAP TIME | NO | BEHIND | LAP TIME |
| 49 | | 2:07.697 | 49 | | 50.888 | 49 | | 51.438 | 49 | | 51.625 | 49 | | 50.942 |
| 12 | 0.831 | 2:08.528 | 12 | 1.544 | 51.601 | 12 | 0.996 | 50.890 | 12 | 0.948 | 51.577 | 12 | 0.858 | 50.852 |
| 312 | 1.637 | 2:09.334 | 312 | 3.142 | 52.393 | 312 | 3.564 | 51.860 | 312 | 4.693 | 52.754 | 312 | 6.540 | 52.789 |
| 7 | 2.154 | 2:09.851 | 7 | 3.450 | 52.184 | 7 | 4.372 | 52.360 | 7 | 6.316 | 53.569 | 7 | 9.056 | 53.682 |
| 1 | 3.342 | 2:11.039 | 1 | 6.024 | 53.570 | 1 | 9.692 | 55.106 | 76 | 11.405 | 52.160 | 76 | 11.879 | 51.416 |
| 77 | 5.874 | 2:13.571 | 77 | 10.560 | 55.574 | 76 | 10.870 | 51.637 | 81 | 14.631 | 53.164 | 81 | 16.412 | 52.723 |
| 76 | 7.599 | 2:15.296 | 76 | 10.671 | 53.960 | 81 | 13.092 | 53.509 | 1 | 14.675 | 56.608 | 1 | 21.189 | 57.456 |
| 57 | 7.641 | 2:15.338 | 81 | 11.021 | 53.757 | 77 | 14.839 | 55.717 | 77 | 18.412 | 55.198 | 77 | 21.894 | 54.424 |
| 81 | 8.152 | 2:15.849 | 57 | 13.550 | 56.797 | 57 | 17.835 | 55.723 | 57 | 22.863 | 56.653 | 57 | 27.369 | 55.448 |
| 25 | 11.494 | 2:19.191 | 25 | 20.454 | 59.848 | 13 | 25.851 | 55.498 | 13 | 29.099 | 54.873 | 13 | 31.192 | 53.035 |
| 53 | 12.410 | 2:20.107 | 101 | 20.559 | 58.425 | 101 | 27.370 | 58.249 | 101 | 33.122 | 57.377 | 101 | 41.735 | 59.555 |
| 101 | 13.022 | 2:20.719 | 13 | 21.791 | 55.815 | 25 | 29.810 | 1:00.794 | 25 | 39.701 | 1:01.516 | 25 | 47.885 | 59.126 |
| 13 | 16.864 | 2:24.561 | 53 | 22.978 | 1:01.456 | 53 | 31.109 | 59.569 | 53 | 40.651 | 1:01.167 | 53 | 48.758 | 59.049 |
| 6 | 20.187 | 2:27.884 | 6 | 39.268 | 1:09.969 | | | | | | | | | |

Classic and Modern Motorsport Festival - Mallory Park - 23/24 May 2026

DDMC Northern Saloon & Sports Car Championship

RACE 15 - LAP CHART

| LAP 6 @ 15:31:00.626 | | | LAP 7 @ 15:31:53.345 | | | LAP 8 @ 15:32:46.015 | | | LAP 9 @ 15:33:37.842 | | | LAP 10 @ 15:34:29.372 | | |
|----------------------|--------|----------|----------------------|--------|----------|----------------------|--------|----------|----------------------|--------|----------|-----------------------|--------|----------|
| NO | BEHIND | LAP TIME | NO | BEHIND | LAP TIME | NO | BEHIND | LAP TIME | NO | BEHIND | LAP TIME | NO | BEHIND | LAP TIME |
| 49 | | 50.930 | 49 | | 52.719 | 12 | | 51.874 | 12 | | 51.827 | 12 | | 51.530 |
| 12 | 0.534 | 50.606 | 12 | 0.796 | 52.981 | 49 | 2.643 | 55.313 | 1 | 1 Lap | 1:05.972 | 49 | 5.047 | 52.086 |
| 312 | 8.431 | 52.821 | 101 | 1 Lap | 1:03.849 | 312 | 8.660 | 53.110 | 49 | 4.491 | 53.675 | 312 | 9.215 | 51.977 |
| 76 | 11.826 | 50.877 | 25 | 1 Lap | 1:00.019 | 101 | 1 Lap | 1:01.856 | 312 | 8.768 | 51.935 | 7 | 18.589 | 54.850 |
| 7 | 11.942 | 53.816 | 53 | 1 Lap | 59.965 | 25 | 1 Lap | 59.881 | 7 | 15.269 | 53.754 | 1 | 1 Lap | 1:09.383 |
| 81 | 18.284 | 52.802 | 312 | 8.220 | 52.508 | 53 | 1 Lap | 1:00.059 | 25 | 1 Lap | 58.650 | 81 | 22.597 | 53.111 |
| 77 | 25.631 | 54.667 | 76 | 10.110 | 51.003 | 7 | 13.342 | 53.439 | 81 | 21.016 | 53.918 | 25 | 1 Lap | 59.336 |
| 1 | 31.065 | 1:00.806 | 7 | 12.573 | 53.350 | 81 | 18.925 | 53.023 | 53 | 1 Lap | 1:01.561 | 53 | 1 Lap | 59.346 |
| 57 | 32.162 | 55.723 | 81 | 18.572 | 53.007 | 77 | 29.426 | 54.797 | 101 | 1 Lap | 1:05.809 | 101 | 1 Lap | 1:00.895 |
| 13 | 33.558 | 53.296 | 77 | 27.299 | 54.387 | 13 | 35.055 | 52.936 | 77 | 33.112 | 55.513 | 77 | 36.129 | 54.547 |
| | | | 13 | 34.789 | 53.950 | 57 | 39.454 | 55.548 | 13 | 36.011 | 52.783 | 13 | 37.475 | 52.994 |
| | | | 57 | 36.576 | 57.133 | | | | 57 | 43.228 | 55.601 | 57 | 47.610 | 55.912 |
| | | | 1 | 39.648 | 1:01.302 | | | | | | | | | |

Classic and Modern Motorsport Festival - Mallory Park - 23/24 May 2026

DDMC Northern Saloon & Sports Car Championship

RACE 15 - LAP CHART

| LAP 11 @ 15:35:21.013 | | | LAP 12 @ 15:36:12.564 | | | LAP 13 @ 15:37:04.377 | | | LAP 14 @ 15:37:56.870 | | | LAP 15 @ 15:38:49.619 | | |
|-----------------------|--------|----------|-----------------------|--------|----------|-----------------------|--------|----------|-----------------------|--------|----------|-----------------------|--------|----------|
| NO | BEHIND | LAP TIME | NO | BEHIND | LAP TIME | NO | BEHIND | LAP TIME | NO | BEHIND | LAP TIME | NO | BEHIND | LAP TIME |
| 12 | | 51.641 | 12 | | 51.551 | 12 | | 51.813 | 12 | | 52.493 | 12 | | 52.749 |
| 49 | 5.147 | 51.741 | 49 | 6.121 | 52.525 | 57 | 1 Lap | 55.279 | 53 | 2 Laps | 59.876 | 77 | 1 Lap | 58.671 |
| 312 | 10.008 | 52.434 | 312 | 10.622 | 52.165 | 49 | 7.034 | 52.726 | 101 | 2 Laps | 59.092 | 49 | 6.667 | 52.168 |
| 7 | 22.648 | 55.700 | 7 | 24.947 | 53.850 | 312 | 10.656 | 51.847 | 57 | 1 Lap | 54.778 | 53 | 2 Laps | 1:00.082 |
| 81 | 24.411 | 53.455 | 81 | 25.577 | 52.717 | 81 | 26.335 | 52.571 | 49 | 7.248 | 52.707 | 57 | 1 Lap | 56.874 |
| 1 | 1 Lap | 1:06.977 | 77 | 44.315 | 56.546 | 7 | 26.872 | 53.738 | 312 | 10.272 | 52.109 | 312 | 9.797 | 52.274 |
| 25 | 1 Lap | 1:00.345 | 13 | 44.487 | 56.522 | 77 | 48.684 | 56.182 | 1 | 2 Laps | 1:12.284 | 101 | 2 Laps | 1:00.756 |
| 53 | 1 Lap | 58.706 | 53 | 1 Lap | 1:01.199 | 13 | 50.078 | 57.404 | 81 | 26.457 | 52.615 | 81 | 26.868 | 53.160 |
| 77 | 39.320 | 54.832 | 101 | 1 Lap | 59.154 | | | | 7 | 27.008 | 52.629 | 7 | 28.176 | 53.917 |
| 13 | 39.516 | 53.682 | 1 | 1 Lap | 1:07.490 | | | | 13 | 52.367 | 54.782 | 1 | 2 Laps | 1:12.640 |
| 101 | 1 Lap | 59.731 | | | | | | | | | | | | |
| 57 | 51.393 | 55.424 | | | | | | | | | | | | |

Classic and Modern Motorsport Festival - Mallory Park - 23/24 May 2026

DDMC Northern Saloon & Sports Car Championship

RACE 15 - LAP CHART

| LAP 16 @ 15:39:41.464 | | | LAP 17 @ 15:40:33.497 | | |
|-----------------------|--------|----------|-----------------------|--------|----------|
| NO | BEHIND | LAP TIME | NO | BEHIND | LAP TIME |
| 12 | | 51.845 | 12 | | 52.033 |
| 13 | 1 Lap | 53.542 | 13 | 1 Lap | 53.217 |
| 77 | 1 Lap | 56.885 | 1 | 3 Laps | 1:12.868 |
| 49 | 7.513 | 52.691 | 49 | 8.164 | 52.684 |
| 312 | 10.371 | 52.419 | 312 | 11.491 | 53.153 |
| 57 | 1 Lap | 55.721 | 77 | 1 Lap | 56.920 |
| 53 | 2 Laps | 59.414 | 57 | 1 Lap | 55.374 |
| 101 | 2 Laps | 57.055 | 101 | 2 Laps | 57.125 |
| 81 | 27.862 | 52.839 | 53 | 2 Laps | 1:00.180 |
| 7 | 32.898 | 56.567 | 81 | 28.825 | 52.996 |
| | | | 7 | 39.869 | 59.004 |

Classic and Modern Motorsport Festival - Mallory Park - 23/24 May 2026

DDMC Northern Saloon & Sports Car Championship

RACE 15 - POSITION CHART

| No | Name | Lap | | | | | | | | | | | | | | | | | |
|-----|------------|-----|-----|-----|-----|-----|-----|-----|-----|-----|-----|-----|-----|-----|-----|-----|-----|-----|-----|
| | | Pos | 1 | 2 | 3 | 4 | 5 | 6 | 7 | 8 | 9 | 10 | 11 | 12 | 13 | 14 | 15 | 16 | 17 |
| 49 | WILLIAMSON | 1 | 49 | 49 | 49 | 49 | 49 | 49 | 49 | 12 | 12 | 12 | 12 | 12 | 12 | 12 | 12 | 12 | 12 |
| 12 | HUBEL | 2 | 12 | 12 | 12 | 12 | 12 | 12 | 12 | 49 | 49 | 49 | 49 | 49 | 49 | 49 | 49 | 49 | 49 |
| 312 | TODD | 3 | 312 | 312 | 312 | 312 | 312 | 312 | 312 | 312 | 312 | 312 | 312 | 312 | 312 | 312 | 312 | 312 | 312 |
| 1 | McNAB | 4 | 7 | 7 | 7 | 7 | 7 | 76 | 76 | 7 | 7 | 7 | 7 | 7 | 81 | 81 | 81 | 81 | 81 |
| 76 | SIMPSON | 5 | 1 | 1 | 1 | 76 | 76 | 7 | 7 | 81 | 81 | 81 | 81 | 81 | 7 | 7 | 7 | 7 | 7 |
| 77 | REECE | 6 | 77 | 77 | 76 | 81 | 81 | 81 | 81 | 77 | 77 | 77 | 77 | 77 | 77 | 13 | 13 | 13 | |
| 7 | McPHERSON | 7 | 76 | 76 | 81 | 1 | 1 | 77 | 77 | 13 | 13 | 13 | 13 | 13 | 13 | 77 | 77 | 77 | |
| 57 | JORDAN | 8 | 57 | 81 | 77 | 77 | 77 | 1 | 13 | 57 | 57 | 57 | 57 | 57 | 57 | 57 | 57 | 57 | 57 |
| 53 | REED | 9 | 81 | 57 | 57 | 57 | 57 | 57 | 57 | 1 | 1 | 1 | 53 | 53 | 53 | 53 | 101 | | |
| 25 | ARMSTRONG | 10 | 25 | 25 | 13 | 13 | 13 | 13 | 1 | 25 | 25 | 25 | 101 | 101 | 101 | 101 | 53 | | |
| 101 | MIDDLETON | 11 | 53 | 101 | 101 | 101 | 101 | 101 | 101 | 53 | 53 | 53 | 1 | 1 | 1 | 1 | | | |
| 81 | BOAK | 12 | 101 | 13 | 25 | 25 | 25 | 25 | 25 | 101 | 101 | 101 | | | | | | | |
| 13 | PRENTICE | 13 | 13 | 53 | 53 | 53 | 53 | 53 | 53 | | | | | | | | | | |
| 6 | PRICE | 14 | 6 | 6 | | | | | | | | | | | | | | | |

Classic and Modern Motorsport Festival - Mallory Park - 23/24 May 2026

DDMC Northern Saloon & Sports Car Championship

RACE 15 - LAP ANALYSIS

DIFF = Difference To Personal Best Lap, P = In Pit Lane, D = Time Disallowed

| P1 12 Scott HUBEL | | | | |
|--------------------------|-------------------|--------------|----------|---------------------|
| LAP | LAP TIME | MPH | DIFF | TIME OF DAY |
| 1 - | 2:08.528 | 37.81 | 1:17.922 | 15:26:45.634 |
| 2 - | 51.601 | 94.18 | 0.995 | 15:27:37.235 |
| 3 - | 50.890 (3) | 95.50 | 0.284 | 15:28:28.125 |
| 4 - | 51.577 | 94.22 | 0.971 | 15:29:19.702 |
| 5 - | 50.852 (2) | 95.57 | 0.246 | 15:30:10.554 |
| 6 - | 50.606 (1) | 96.03 | | 15:31:01.160 |
| 7 - | 52.981 | 91.73 | 2.375 | 15:31:54.141 |
| 8 - | 51.874 | 93.68 | 1.268 | 15:32:46.015 |
| 9 - | 51.827 | 93.77 | 1.221 | 15:33:37.842 |
| 10 - | 51.530 | 94.31 | 0.924 | 15:34:29.372 |
| 11 - | 51.641 | 94.11 | 1.035 | 15:35:21.013 |
| 12 - | 51.551 | 94.27 | 0.945 | 15:36:12.564 |
| 13 - | 51.813 | 93.79 | 1.207 | 15:37:04.377 |
| 14 - | 52.493 | 92.58 | 1.887 | 15:37:56.870 |
| 15 - | 52.749 | 92.13 | 2.143 | 15:38:49.619 |
| 16 - | 51.845 | 93.74 | 1.239 | 15:39:41.464 |
| 17 - | 52.033 | 93.40 | 1.427 | 15:40:33.497 |

| P2 49 Mike WILLIAMSON | | | | |
|------------------------------|-------------------|--------------|----------|---------------------|
| LAP | LAP TIME | MPH | DIFF | TIME OF DAY |
| 1 - | 2:07.697 | 38.05 | 1:16.809 | 15:26:44.803 |
| 2 - | 50.888 (1) | 95.50 | | 15:27:35.691 |
| 3 - | 51.438 | 94.48 | 0.550 | 15:28:27.129 |
| 4 - | 51.625 | 94.14 | 0.737 | 15:29:18.754 |
| 5 - | 50.942 (3) | 95.40 | 0.054 | 15:30:09.696 |
| 6 - | 50.930 (2) | 95.42 | 0.042 | 15:31:00.626 |
| 7 - | 52.719 | 92.18 | 1.831 | 15:31:53.345 |
| 8 - | 55.313 | 87.86 | 4.425 | 15:32:48.658 |
| 9 - | 53.675 | 90.54 | 2.787 | 15:33:42.333 |
| 10 - | 52.086 | 93.30 | 1.198 | 15:34:34.419 |
| 11 - | 51.741 | 93.92 | 0.853 | 15:35:26.160 |
| 12 - | 52.525 | 92.52 | 1.637 | 15:36:18.685 |
| 13 - | 52.726 | 92.17 | 1.838 | 15:37:11.411 |
| 14 - | 52.707 | 92.20 | 1.819 | 15:38:04.118 |
| 15 - | 52.168 | 93.16 | 1.280 | 15:38:56.286 |
| 16 - | 52.691 | 92.23 | 1.803 | 15:39:48.977 |
| 17 - | 52.684 | 92.24 | 1.796 | 15:40:41.661 |

| P3 312 Dave TODD | | | | |
|-------------------------|-------------------|--------------|----------|---------------------|
| LAP | LAP TIME | MPH | DIFF | TIME OF DAY |
| 1 - | 2:09.334 | 37.57 | 1:17.487 | 15:26:46.440 |
| 2 - | 52.393 | 92.76 | 0.546 | 15:27:38.833 |
| 3 - | 51.860 (2) | 93.71 | 0.013 | 15:28:30.693 |
| 4 - | 52.754 | 92.12 | 0.907 | 15:29:23.447 |
| 5 - | 52.789 | 92.06 | 0.942 | 15:30:16.236 |
| 6 - | 52.821 | 92.00 | 0.974 | 15:31:09.057 |
| 7 - | 52.508 | 92.55 | 0.661 | 15:32:01.565 |
| 8 - | 53.110 | 91.50 | 1.263 | 15:32:54.675 |
| 9 - | 51.935 (3) | 93.57 | 0.088 | 15:33:46.610 |
| 10 - | 51.977 | 93.50 | 0.130 | 15:34:38.587 |
| 11 - | 52.434 | 92.68 | 0.587 | 15:35:31.021 |
| 12 - | 52.165 | 93.16 | 0.318 | 15:36:23.186 |
| 13 - | 51.847 (1) | 93.73 | | 15:37:15.033 |
| 14 - | 52.109 | 93.26 | 0.262 | 15:38:07.142 |
| 15 - | 52.274 | 92.97 | 0.427 | 15:38:59.416 |
| 16 - | 52.419 | 92.71 | 0.572 | 15:39:51.835 |
| 17 - | 53.153 | 91.43 | 1.306 | 15:40:44.988 |

Classic and Modern Motorsport Festival - Mallory Park - 23/24 May 2026

DDMC Northern Saloon & Sports Car Championship

RACE 15 - LAP ANALYSIS

DIFF = Difference To Personal Best Lap, P = In Pit Lane, D = Time Disallowed

| P4 81 Michael BOAK | | | | |
|---------------------------|-------------------|--------------|----------|---------------------|
| LAP | LAP TIME | MPH | DIFF | TIME OF DAY |
| 1 - | 2:15.849 | 35.77 | 1:23.278 | 15:26:52.955 |
| 2 - | 53.757 | 90.40 | 1.186 | 15:27:46.712 |
| 3 - | 53.509 | 90.82 | 0.938 | 15:28:40.221 |
| 4 - | 53.164 | 91.41 | 0.593 | 15:29:33.385 |
| 5 - | 52.723 | 92.17 | 0.152 | 15:30:26.108 |
| 6 - | 52.802 | 92.04 | 0.231 | 15:31:18.910 |
| 7 - | 53.007 | 91.68 | 0.436 | 15:32:11.917 |
| 8 - | 53.023 | 91.65 | 0.452 | 15:33:04.940 |
| 9 - | 53.918 | 90.13 | 1.347 | 15:33:58.858 |
| 10 - | 53.111 | 91.50 | 0.540 | 15:34:51.969 |
| 11 - | 53.455 | 90.91 | 0.884 | 15:35:45.424 |
| 12 - | 52.717 (3) | 92.19 | 0.146 | 15:36:38.141 |
| 13 - | 52.571 (1) | 92.44 | | 15:37:30.712 |
| 14 - | 52.615 (2) | 92.36 | 0.044 | 15:38:23.327 |
| 15 - | 53.160 | 91.42 | 0.589 | 15:39:16.487 |
| 16 - | 52.839 | 91.97 | 0.268 | 15:40:09.326 |
| 17 - | 52.996 | 91.70 | 0.425 | 15:41:02.322 |

| P5 7 Alan McPHERSON | | | | |
|----------------------------|-------------------|--------------|----------|---------------------|
| LAP | LAP TIME | MPH | DIFF | TIME OF DAY |
| 1 - | 2:09.851 | 37.42 | 1:17.667 | 15:26:46.957 |
| 2 - | 52.184 (1) | 93.13 | | 15:27:39.141 |
| 3 - | 52.360 (2) | 92.81 | 0.176 | 15:28:31.501 |
| 4 - | 53.569 | 90.72 | 1.385 | 15:29:25.070 |
| 5 - | 53.682 | 90.53 | 1.498 | 15:30:18.752 |
| 6 - | 53.816 | 90.30 | 1.632 | 15:31:12.568 |
| 7 - | 53.350 | 91.09 | 1.166 | 15:32:05.918 |
| 8 - | 53.439 | 90.94 | 1.255 | 15:32:59.357 |
| 9 - | 53.754 | 90.41 | 1.570 | 15:33:53.111 |
| 10 - | 54.850 | 88.60 | 2.666 | 15:34:47.961 |
| 11 - | 55.700 | 87.25 | 3.516 | 15:35:43.661 |
| 12 - | 53.850 | 90.25 | 1.666 | 15:36:37.511 |
| 13 - | 53.738 | 90.43 | 1.554 | 15:37:31.249 |
| 14 - | 52.629 (3) | 92.34 | 0.445 | 15:38:23.878 |
| 15 - | 53.917 | 90.13 | 1.733 | 15:39:17.795 |
| 16 - | 56.567 | 85.91 | 4.383 | 15:40:14.362 |
| 17 - | 59.004 | 82.36 | 6.820 | 15:41:13.366 |

| P6 13 Alex PRENTICE | | | | |
|----------------------------|-------------------|--------------|----------|---------------------|
| LAP | LAP TIME | MPH | DIFF | TIME OF DAY |
| 1 - | 2:24.561 | 33.61 | 1:31.778 | 15:27:01.667 |
| 2 - | 55.815 | 87.07 | 3.032 | 15:27:57.482 |
| 3 - | 55.498 | 87.57 | 2.715 | 15:28:52.980 |
| 4 - | 54.873 | 88.56 | 2.090 | 15:29:47.853 |
| 5 - | 53.035 | 91.63 | 0.252 | 15:30:40.888 |
| 6 - | 53.296 | 91.18 | 0.513 | 15:31:34.184 |
| 7 - | 53.950 | 90.08 | 1.167 | 15:32:28.134 |
| 8 - | 52.936 (2) | 91.80 | 0.153 | 15:33:21.070 |
| 9 - | 52.783 (1) | 92.07 | | 15:34:13.853 |
| 10 - | 52.994 (3) | 91.70 | 0.211 | 15:35:06.847 |
| 11 - | 53.682 | 90.53 | 0.899 | 15:36:00.529 |
| 12 - | 56.522 | 85.98 | 3.739 | 15:36:57.051 |
| 13 - | 57.404 | 84.66 | 4.621 | 15:37:54.455 |
| 14 - | 54.782 | 88.71 | 1.999 | 15:38:49.237 |
| 15 - | 53.542 | 90.76 | 0.759 | 15:39:42.779 |
| 16 - | 53.217 | 91.32 | 0.434 | 15:40:35.996 |

| P7 77 Chris REECE | | | | |
|--------------------------|----------|-------|----------|--------------|
| LAP | LAP TIME | MPH | DIFF | TIME OF DAY |
| 1 - | 2:13.571 | 36.38 | 1:19.184 | 15:26:50.677 |

DIFF = Difference To Personal Best Lap, P = In Pit Lane, D = Time Disallowed

| | | | | |
|------------|-------------------|--------------|-------|---------------------|
| 2 - | 55.574 | 87.45 | 1.187 | 15:27:46.251 |
| 3 - | 55.717 | 87.22 | 1.330 | 15:28:41.968 |
| 4 - | 55.198 | 88.04 | 0.811 | 15:29:37.166 |
| 5 - | 54.424 (2) | 89.29 | 0.037 | 15:30:31.590 |
| 6 - | 54.667 | 88.90 | 0.280 | 15:31:26.257 |
| 7 - | 54.387 (1) | 89.35 | | 15:32:20.644 |
| 8 - | 54.797 | 88.69 | 0.410 | 15:33:15.441 |
| 9 - | 55.513 | 87.54 | 1.126 | 15:34:10.954 |
| 10 - | 54.547 (3) | 89.09 | 0.160 | 15:35:05.501 |
| 11 - | 54.832 | 88.63 | 0.445 | 15:36:00.333 |
| 12 - | 56.546 | 85.94 | 2.159 | 15:36:56.879 |
| 13 - | 56.182 | 86.50 | 1.795 | 15:37:53.061 |
| 14 - | 58.671 | 82.83 | 4.284 | 15:38:51.732 |
| 15 - | 56.885 | 85.43 | 2.498 | 15:39:48.617 |
| 16 - | 56.920 | 85.38 | 2.533 | 15:40:45.537 |

| P8 57 Phil JORDAN | | | | |
|--------------------------|-------------------|--------------|----------|---------------------|
| LAP | LAP TIME | MPH | DIFF | TIME OF DAY |
| 1 - | 2:15.338 | 35.91 | 1:20.560 | 15:26:52.444 |
| 2 - | 56.797 | 85.56 | 2.019 | 15:27:49.241 |
| 3 - | 55.723 | 87.21 | 0.945 | 15:28:44.964 |
| 4 - | 56.653 | 85.78 | 1.875 | 15:29:41.617 |
| 5 - | 55.448 | 87.64 | 0.670 | 15:30:37.065 |
| 6 - | 55.723 | 87.21 | 0.945 | 15:31:32.788 |
| 7 - | 57.133 | 85.06 | 2.355 | 15:32:29.921 |
| 8 - | 55.548 | 87.49 | 0.770 | 15:33:25.469 |
| 9 - | 55.601 | 87.40 | 0.823 | 15:34:21.070 |
| 10 - | 55.912 | 86.92 | 1.134 | 15:35:16.982 |
| 11 - | 55.424 | 87.68 | 0.646 | 15:36:12.406 |
| 12 - | 55.279 (2) | 87.91 | 0.501 | 15:37:07.685 |
| 13 - | 54.778 (1) | 88.72 | | 15:38:02.463 |
| 14 - | 56.874 | 85.45 | 2.096 | 15:38:59.337 |
| 15 - | 55.721 | 87.22 | 0.943 | 15:39:55.058 |
| 16 - | 55.374 (3) | 87.76 | 0.596 | 15:40:50.432 |

| P9 101 Stewart MIDDLETON | | | | |
|---------------------------------|-------------------|--------------|----------|---------------------|
| LAP | LAP TIME | MPH | DIFF | TIME OF DAY |
| 1 - | 2:20.719 | 34.53 | 1:23.664 | 15:26:57.825 |
| 2 - | 58.425 | 83.18 | 1.370 | 15:27:56.250 |
| 3 - | 58.249 | 83.43 | 1.194 | 15:28:54.499 |
| 4 - | 57.377 (3) | 84.70 | 0.322 | 15:29:51.876 |
| 5 - | 59.555 | 81.60 | 2.500 | 15:30:51.431 |
| 6 - | 1:03.849 | 76.11 | 6.794 | 15:31:55.280 |
| 7 - | 1:01.856 | 78.56 | 4.801 | 15:32:57.136 |
| 8 - | 1:05.809 | 73.85 | 8.754 | 15:34:02.945 |
| 9 - | 1:00.895 | 79.80 | 3.840 | 15:35:03.840 |
| 10 - | 59.731 | 81.36 | 2.676 | 15:36:03.571 |
| 11 - | 59.154 | 82.15 | 2.099 | 15:37:02.725 |
| 12 - | 59.092 | 82.24 | 2.037 | 15:38:01.817 |
| 13 - | 1:00.756 | 79.99 | 3.701 | 15:39:02.573 |
| 14 - | 57.055 (1) | 85.18 | | 15:39:59.628 |
| 15 - | 57.125 (2) | 85.07 | 0.070 | 15:40:56.753 |

| P10 53 Stephen REED | | | | |
|----------------------------|------------|-------|----------|--------------|
| LAP | LAP TIME | MPH | DIFF | TIME OF DAY |
| 1 - | 2:20.107 | 34.68 | 1:21.401 | 15:26:57.213 |
| 2 - | 1:01.456 | 79.08 | 2.750 | 15:27:58.669 |
| 3 - | 59.569 | 81.58 | 0.863 | 15:28:58.238 |
| 4 - | 1:01.167 | 79.45 | 2.461 | 15:29:59.405 |
| 5 - | 59.049 (2) | 82.30 | 0.343 | 15:30:58.454 |
| 6 - | 59.965 | 81.04 | 1.259 | 15:31:58.419 |
| 7 - | 1:00.059 | 80.92 | 1.353 | 15:32:58.478 |
| 8 - | 1:01.561 | 78.94 | 2.855 | 15:34:00.039 |

Classic and Modern Motorsport Festival - Mallory Park - 23/24 May 2026

DDMC Northern Saloon & Sports Car Championship

RACE 15 - LAP ANALYSIS

DIFF = Difference To Personal Best Lap, P = In Pit Lane, D = Time Disallowed

| | | | | |
|-------------|-------------------|--------------|-------|---------------------|
| 9 - | 59.346 (3) | 81.89 | 0.640 | 15:34:59.385 |
| 10 - | 58.706 (1) | 82.78 | | 15:35:58.091 |
| 11 - | 1:01.199 | 79.41 | 2.493 | 15:36:59.290 |
| 12 - | 59.876 | 81.16 | 1.170 | 15:37:59.166 |
| 13 - | 1:00.082 | 80.88 | 1.376 | 15:38:59.248 |
| 14 - | 59.414 | 81.79 | 0.708 | 15:39:58.662 |
| 15 - | 1:00.180 | 80.75 | 1.474 | 15:40:58.842 |

P11 1 Stevie McNAB

| LAP | LAP TIME | MPH | DIFF | TIME OF DAY |
|------------|-------------------|--------------|----------|---------------------|
| 1 - | 2:11.039 | 37.08 | 1:17.469 | 15:26:48.145 |
| 2 - | 53.570 (1) | 90.72 | | 15:27:41.715 |
| 3 - | 55.106 (2) | 88.19 | 1.536 | 15:28:36.821 |
| 4 - | 56.608 (3) | 85.85 | 3.038 | 15:29:33.429 |
| 5 - | 57.456 | 84.58 | 3.886 | 15:30:30.885 |
| 6 - | 1:00.806 | 79.92 | 7.236 | 15:31:31.691 |
| 7 - | 1:01.302 | 79.27 | 7.732 | 15:32:32.993 |
| 8 - | 1:05.972 | 73.66 | 12.402 | 15:33:38.965 |
| 9 - | 1:09.383 | 70.04 | 15.813 | 15:34:48.348 |
| 10 - | 1:06.977 | 72.56 | 13.407 | 15:35:55.325 |
| 11 - | 1:07.490 | 72.01 | 13.920 | 15:37:02.815 |
| 12 - | 1:12.284 | 67.23 | 18.714 | 15:38:15.099 |
| 13 - | 1:12.640 | 66.90 | 19.070 | 15:39:27.739 |
| 14 - | 1:12.868 | 66.69 | 19.298 | 15:40:40.607 |

P12 25 John ARMSTRONG

| LAP | LAP TIME | MPH | DIFF | TIME OF DAY |
|------------|-------------------|--------------|----------|---------------------|
| 1 - | 2:19.191 | 34.91 | 1:20.541 | 15:26:56.297 |
| 2 - | 59.848 | 81.20 | 1.198 | 15:27:56.145 |
| 3 - | 1:00.794 | 79.94 | 2.144 | 15:28:56.939 |
| 4 - | 1:01.516 | 79.00 | 2.866 | 15:29:58.455 |
| 5 - | 59.126 (2) | 82.19 | 0.476 | 15:30:57.581 |
| 6 - | 1:00.019 | 80.97 | 1.369 | 15:31:57.600 |
| 7 - | 59.881 | 81.16 | 1.231 | 15:32:57.481 |
| 8 - | 58.650 (1) | 82.86 | | 15:33:56.131 |
| 9 - | 59.336 (3) | 81.90 | 0.686 | 15:34:55.467 |
| 10 - | 1:00.345 | 80.53 | 1.695 | 15:35:55.812 |

P13 76 Colin SIMPSON

| LAP | LAP TIME | MPH | DIFF | TIME OF DAY |
|------------|-------------------|--------------|----------|---------------------|
| 1 - | 2:15.296 | 35.92 | 1:24.419 | 15:26:52.402 |
| 2 - | 53.960 | 90.06 | 3.083 | 15:27:46.362 |
| 3 - | 51.637 | 94.11 | 0.760 | 15:28:37.999 |
| 4 - | 52.160 | 93.17 | 1.283 | 15:29:30.159 |
| 5 - | 51.416 (3) | 94.52 | 0.539 | 15:30:21.575 |
| 6 - | 50.877 (1) | 95.52 | | 15:31:12.452 |
| 7 - | 51.003 (2) | 95.28 | 0.126 | 15:32:03.455 |

P14 6 Harry PRICE

| LAP | LAP TIME | MPH | DIFF | TIME OF DAY |
|------------|---------------------|--------------|----------|---------------------|
| 1 - | 2:27.884 (2) | 32.86 | 1:17.915 | 15:27:04.990 |
| 2 - | 1:09.969 (1) | 69.45 | | 15:28:14.959 |

Classic and Modern Motorsport Festival - Mallory Park - 23/24 May 2026

DDMC Northern Saloon & Sports Car Championship

RACE 15 - STATISTICS

Competitors Started 14
Planned Start 2026-05-24 @ 15:30:00.000
Actual Start 2026-05-24 @ 15:24:37.106
Finish Time 2026-05-24 @ 15:40:32.429
Track Length 1.3500mi.
Total Laps 196
Total Distance Covered 264.6000mi.

Session Fastest Lap History

| NO | CL | NAME | LAP TIME | TIME OF DAY | LAP | VEHICLE |
|----|----|-----------------|----------|--------------|-----|------------------|
| 49 | B | Mike WILLIAMSON | 2:07.697 | 15:26:44.803 | 1 | Mitsubishi EVO 4 |
| 49 | B | Mike WILLIAMSON | 50.888 | 15:27:35.690 | 2 | Mitsubishi EVO 4 |
| 12 | A2 | Scott HUBEL | 50.852 | 15:30:10.556 | 5 | Peugeot 205T16R |
| 12 | A2 | Scott HUBEL | 50.606 | 15:31:01.162 | 6 | Peugeot 205T16R |

Session Leader History

| NO | CL | NAME | FROM LAP | LAPS LED | DISTANCE | VEHICLE |
|----|----|-----------------|----------|----------|-------------|------------------|
| 49 | B | Mike WILLIAMSON | 1 | 7 | 9.45 miles | Mitsubishi EVO 4 |
| 12 | A2 | Scott HUBEL | 8 | 10 | 13.50 miles | Peugeot 205T16R |

Flag History

| TYPE | TIME OF DAY |
|--------|--------------|
| GREEN | 15:24:37.106 |
| FINISH | 15:40:32.429 |

Flag Statistics

| TYPE | COUNT | TOTAL LAPS | TOTAL TIME |
|------------|-------|------------|------------|
| Green | 1 | 17 | 16:40.585 |
| Red | 0 | 0 | 0.000 |
| Safety Car | 0 | 0 | 0.000 |
| FCY | 0 | 0 | 0.000 |

Classic and Modern Motorsport Festival - Mallory Park - 23/24 May 2026

DDMC Northern Saloon & Sports Car Championship

RACE 15 - STATISTICS

CLASS : A1

1 Starters

Fastest Lap History

| NO | NAME | LAP TIME | TIME OF DAY | LAP | VEHICLE |
|----|---------------|-----------------|--------------|-----|---------------|
| 76 | Colin SIMPSON | 2:15.296 | 15:26:52.411 | 1 | Marcus Mantis |
| 76 | Colin SIMPSON | 53.960 | 15:27:46.362 | 2 | Marcus Mantis |
| 76 | Colin SIMPSON | 51.637 | 15:28:38.008 | 3 | Marcus Mantis |
| 76 | Colin SIMPSON | 51.416 | 15:30:21.584 | 5 | Marcus Mantis |
| 76 | Colin SIMPSON | 50.877 | 15:31:12.461 | 6 | Marcus Mantis |

Leader History

| NO | NAME | FROM LAP | LAPS LED | DISTANCE | VEHICLE |
|----|---------------|----------|----------|------------|---------------|
| 76 | Colin SIMPSON | 1 | 7 | 9.45 miles | Marcus Mantis |

Classic and Modern Motorsport Festival - Mallory Park - 23/24 May 2026

DDMC Northern Saloon & Sports Car Championship

RACE 15 - STATISTICS

CLASS : A2

2 Starters

Fastest Lap History

| NO | NAME | LAP TIME | TIME OF DAY | LAP | VEHICLE |
|----|-------------|-----------------|--------------|-----|-----------------|
| 12 | Scott HUBEL | 2:08.528 | 15:26:45.636 | 1 | Peugeot 205T16R |
| 12 | Scott HUBEL | 51.601 | 15:27:37.236 | 2 | Peugeot 205T16R |
| 12 | Scott HUBEL | 50.890 | 15:28:28.126 | 3 | Peugeot 205T16R |
| 12 | Scott HUBEL | 50.852 | 15:30:10.556 | 5 | Peugeot 205T16R |
| 12 | Scott HUBEL | 50.606 | 15:31:01.162 | 6 | Peugeot 205T16R |

Leader History

| NO | NAME | FROM LAP | LAPS LED | DISTANCE | VEHICLE |
|----|-------------|----------|----------|-------------|-----------------|
| 12 | Scott HUBEL | 1 | 17 | 22.95 miles | Peugeot 205T16R |

Classic and Modern Motorsport Festival - Mallory Park - 23/24 May 2026

DDMC Northern Saloon & Sports Car Championship

RACE 15 - STATISTICS

CLASS : B

6 Starters

Fastest Lap History

| NO | NAME | LAP TIME | TIME OF DAY | LAP | VEHICLE |
|----|-----------------|----------|--------------|-----|------------------|
| 49 | Mike WILLIAMSON | 2:07.697 | 15:26:44.803 | 1 | Mitsubishi EVO 4 |
| 49 | Mike WILLIAMSON | 50.888 | 15:27:35.690 | 2 | Mitsubishi EVO 4 |

Leader History

| NO | NAME | FROM LAP | LAPS LED | DISTANCE | VEHICLE |
|----|-----------------|----------|----------|-------------|------------------|
| 49 | Mike WILLIAMSON | 1 | 17 | 22.95 miles | Mitsubishi EVO 4 |

Classic and Modern Motorsport Festival - Mallory Park - 23/24 May 2026

DDMC Northern Saloon & Sports Car Championship

RACE 15 - STATISTICS

CLASS : C

3 Starters

Fastest Lap History

| NO | NAME | LAP TIME | TIME OF DAY | LAP | VEHICLE |
|----|--------------|----------|--------------|-----|--------------------|
| 1 | Stevie McNAB | 2:11.039 | 15:26:48.139 | 1 | Honda Civic Type R |
| 1 | Stevie McNAB | 53.570 | 15:27:41.708 | 2 | Honda Civic Type R |

Leader History

| NO | NAME | FROM LAP | LAPS LED | DISTANCE | VEHICLE |
|----|--------------|----------|----------|-------------|--------------------|
| 1 | Stevie McNAB | 1 | 6 | 8.10 miles | Honda Civic Type R |
| 57 | Phil JORDAN | 7 | 10 | 13.50 miles | Honda Civic Type R |

Classic and Modern Motorsport Festival - Mallory Park - 23/24 May 2026

DDMC Northern Saloon & Sports Car Championship

RACE 15 - STATISTICS

CLASS : D

1 Starters

Fastest Lap History

| NO | NAME | LAP TIME | TIME OF DAY | LAP | VEHICLE |
|----|-------------|----------|--------------|-----|---------------------|
| 6 | Harry PRICE | 2:27.884 | 15:27:04.988 | 1 | BMW Mini Cooper R56 |
| 6 | Harry PRICE | 1:09.969 | 15:28:14.955 | 2 | BMW Mini Cooper R56 |

Leader History

| NO | NAME | FROM LAP | LAPS LED | DISTANCE | VEHICLE |
|----|-------------|----------|----------|------------|---------------------|
| 6 | Harry PRICE | 1 | 2 | 2.70 miles | BMW Mini Cooper R56 |

Classic and Modern Motorsport Festival - Mallory Park - 23/24 May 2026

DDMC Northern Saloon & Sports Car Championship

RACE 15 - STATISTICS

CLASS : M

1 Starters

Fastest Lap History

| NO | NAME | LAP TIME | TIME OF DAY | LAP | VEHICLE |
|----|--------------|-----------------|--------------|-----|-----------|
| 53 | Stephen REED | 2:20.107 | 15:26:57.210 | 1 | Mazda MX5 |
| 53 | Stephen REED | 1:01.456 | 15:27:58.671 | 2 | Mazda MX5 |
| 53 | Stephen REED | 59.569 | 15:28:58.236 | 3 | Mazda MX5 |
| 53 | Stephen REED | 59.049 | 15:30:58.452 | 5 | Mazda MX5 |
| 53 | Stephen REED | 58.706 | 15:35:58.089 | 10 | Mazda MX5 |

Leader History

| NO | NAME | FROM LAP | LAPS LED | DISTANCE | VEHICLE |
|----|--------------|----------|----------|-------------|-----------|
| 53 | Stephen REED | 1 | 15 | 20.25 miles | Mazda MX5 |